

**EAST
UNITED**
TORONTO CONDOS

LANDFLOWER
REAL ESTATE BROKERAGE

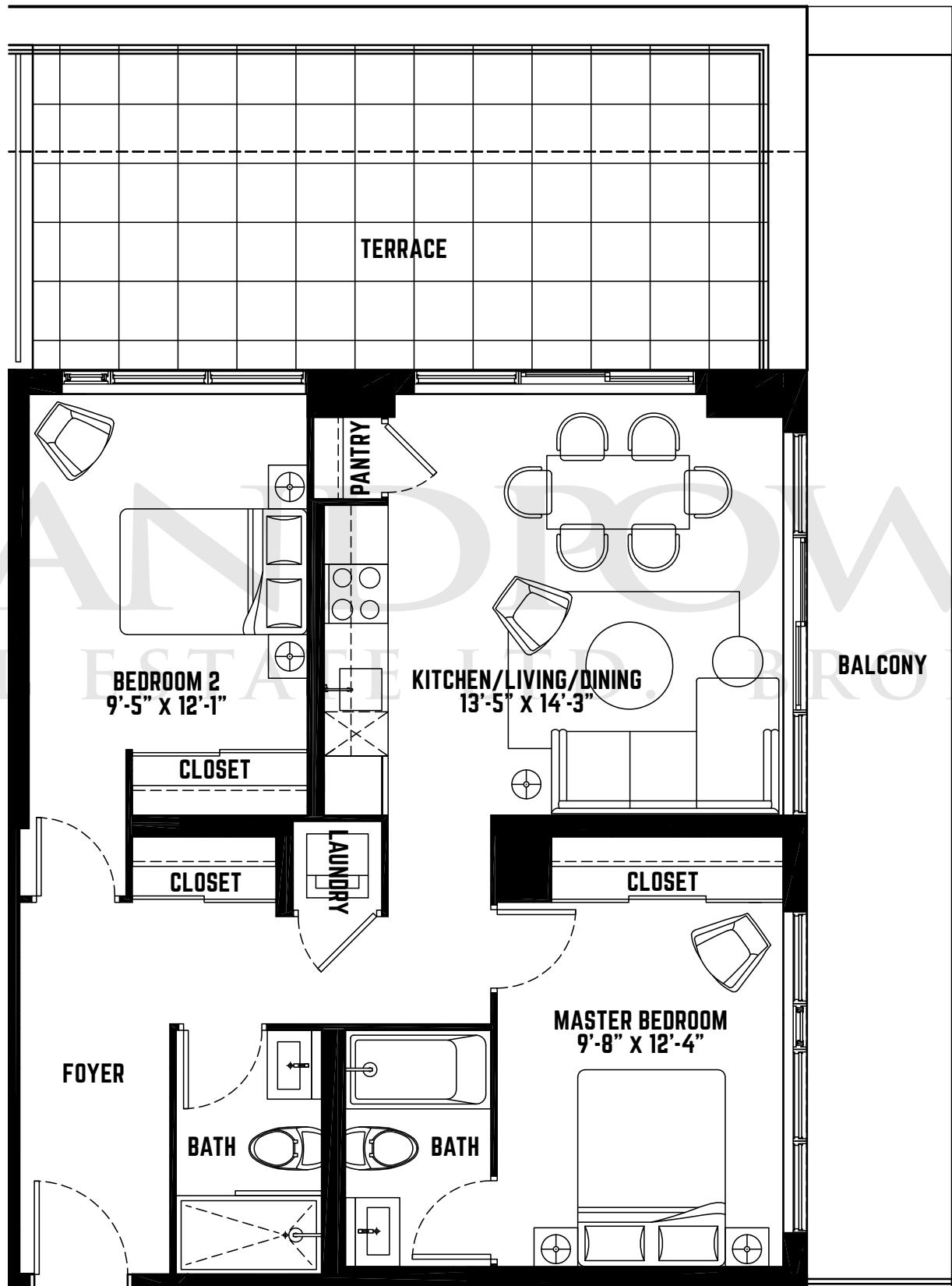
ANDIEL
HOMES INC.


SIGNATURE
COMMUNITIES

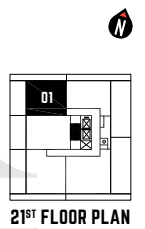
BERKSHIRE AXIS
DEVELOPMENT

UNIT PH1 INTERIOR 840 SQ.FT.
 TWO BEDROOM EXTERIOR 478 SQ.FT.

CONDOS



LANDFLOWER
 REAL ESTATE BROKERAGE



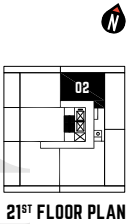
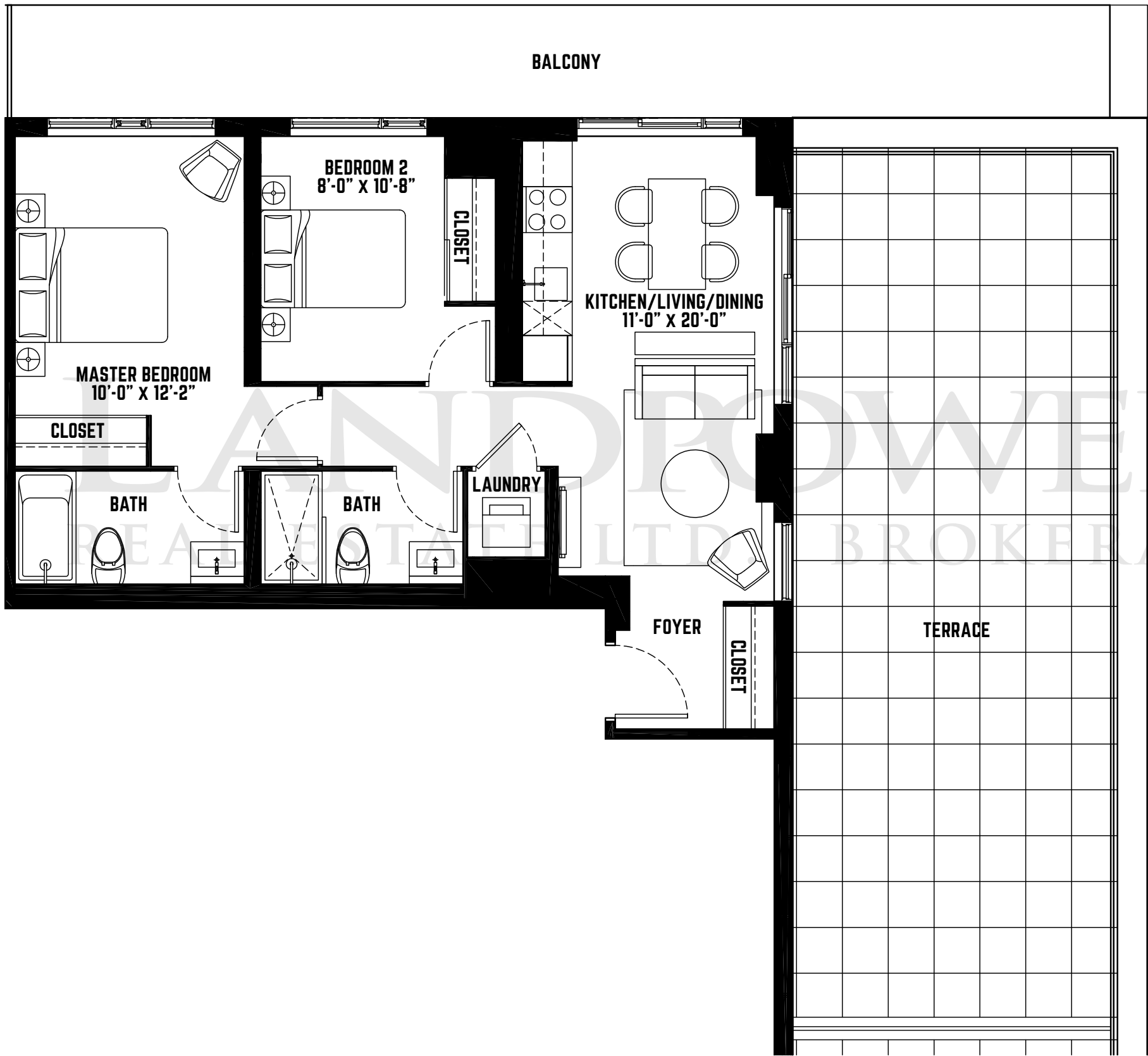
THIS PLAN IS NOT TO SCALE AND IS SUBJECT TO ARCHITECTURAL REVIEW AND REVISION, INCLUDING WITHOUT LIMITATION, THE UNIT BEING CONSTRUCTED WITH A LAYOUT THAT IS THE REVERSE OF THAT SET OUT ABOVE. REFER TO DRAFT CONDOMINIUM PLAN IN THE DISCLOSURE STATEMENT FOR ACTUAL UNIT ORIENTATION. ALL DETAILS ARE APPROXIMATE AND SUBJECT TO CHANGE WITHOUT NOTICE IN ORDER TO COMPLY WITH BUILDING SITE CONDITIONS AND MUNICIPAL, STRUCTURAL, AND VENDOR AND/OR ARCHITECTURAL REQUIREMENTS. BALCONIES, TERRACES AND PATIOS ARE EXCLUSIVE USE COMMON ELEMENTS, SHOWN FOR DISPLAY PURPOSES ONLY AND LOCATION AND SIZE OF SUCH ARE SUBJECT TO CHANGE WITHOUT NOTICE. WINDOW LOCATION, SIZE AND TYPE MAY VARY WITHOUT NOTICE. E. 6 O.E. MAY 2015.

UNIT PH2

TWO BEDROOM

INTERIOR 790 SQ.FT.
EXTERIOR 773 SQ.FT.

CONDOS



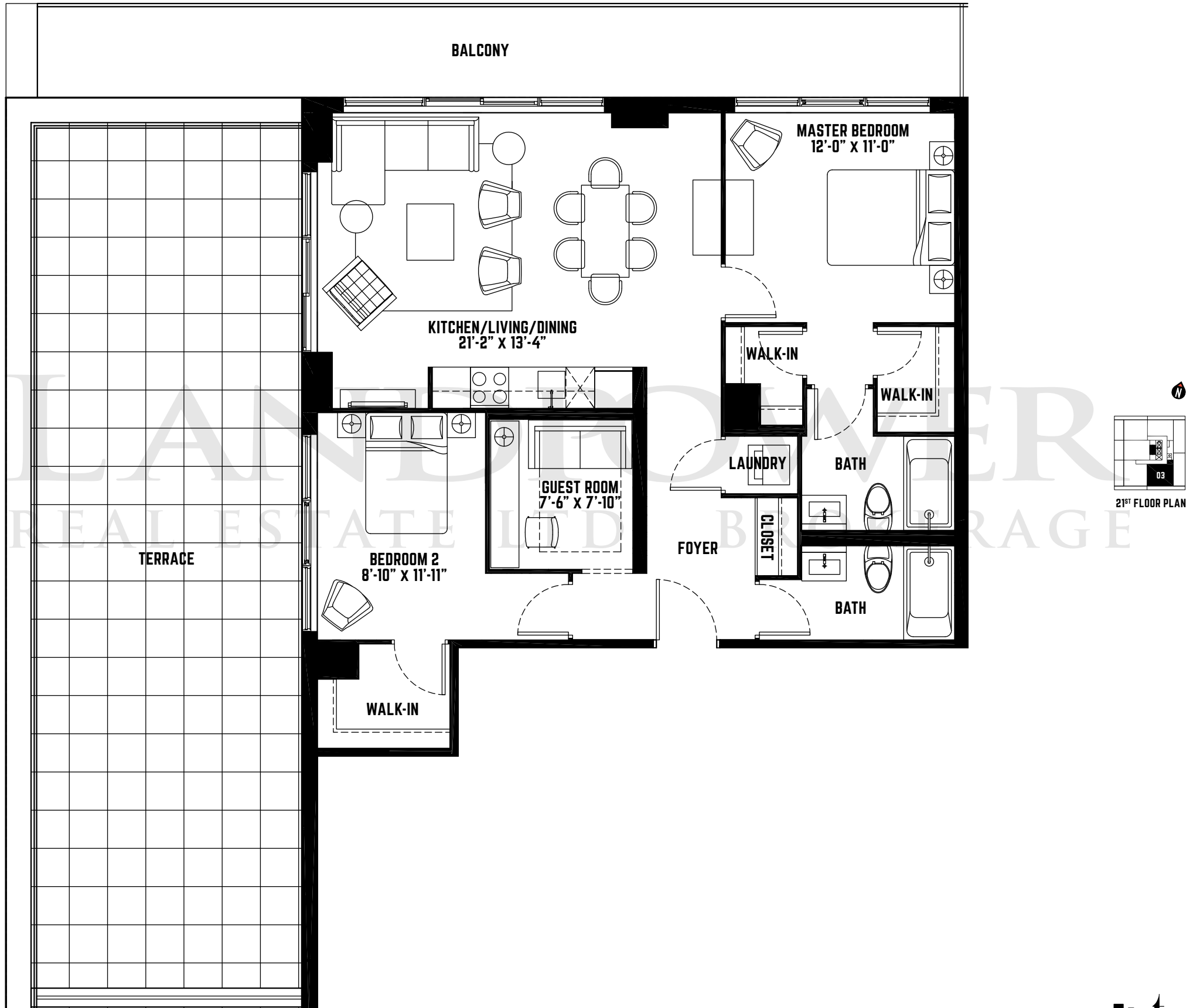
THIS PLAN IS NOT TO SCALE AND IS SUBJECT TO ARCHITECTURAL REVIEW AND REVISION, INCLUDING WITHOUT LIMITATION, THE UNIT BEING CONSTRUCTED WITH A LAYOUT THAT IS THE REVERSE OF THAT SET OUT ABOVE. REFER TO DRAFT CONDOMINIUM PLAN IN THE DISCLOSURE STATEMENT FOR ACTUAL UNIT ORIENTATION. ALL DETAILS ARE APPROXIMATE AND SUBJECT TO CHANGE WITHOUT NOTICE IN ORDER TO COMPLY WITH BUILDING SITE CONDITIONS AND MUNICIPAL, STRUCTURAL, AND VENDOR AND/OR ARCHITECTURAL REQUIREMENTS. BALCONIES, TERRACES AND PATIOS ARE EXCLUSIVE USE COMMON ELEMENTS, SHOWN FOR DISPLAY PURPOSES ONLY AND LOCATION AND SIZE OF SUCH ARE SUBJECT TO CHANGE WITHOUT NOTICE. WINDOW LOCATION, SIZE AND TYPE MAY VARY WITHOUT NOTICE. E. & O.E. MAY 2015.

UNIT PH3

INTERIOR 1060 sq.ft.
EXTERIOR 880 sq.ft.

TWO BEDROOM
+ GUEST ROOM

CONDOS



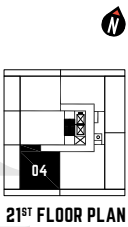
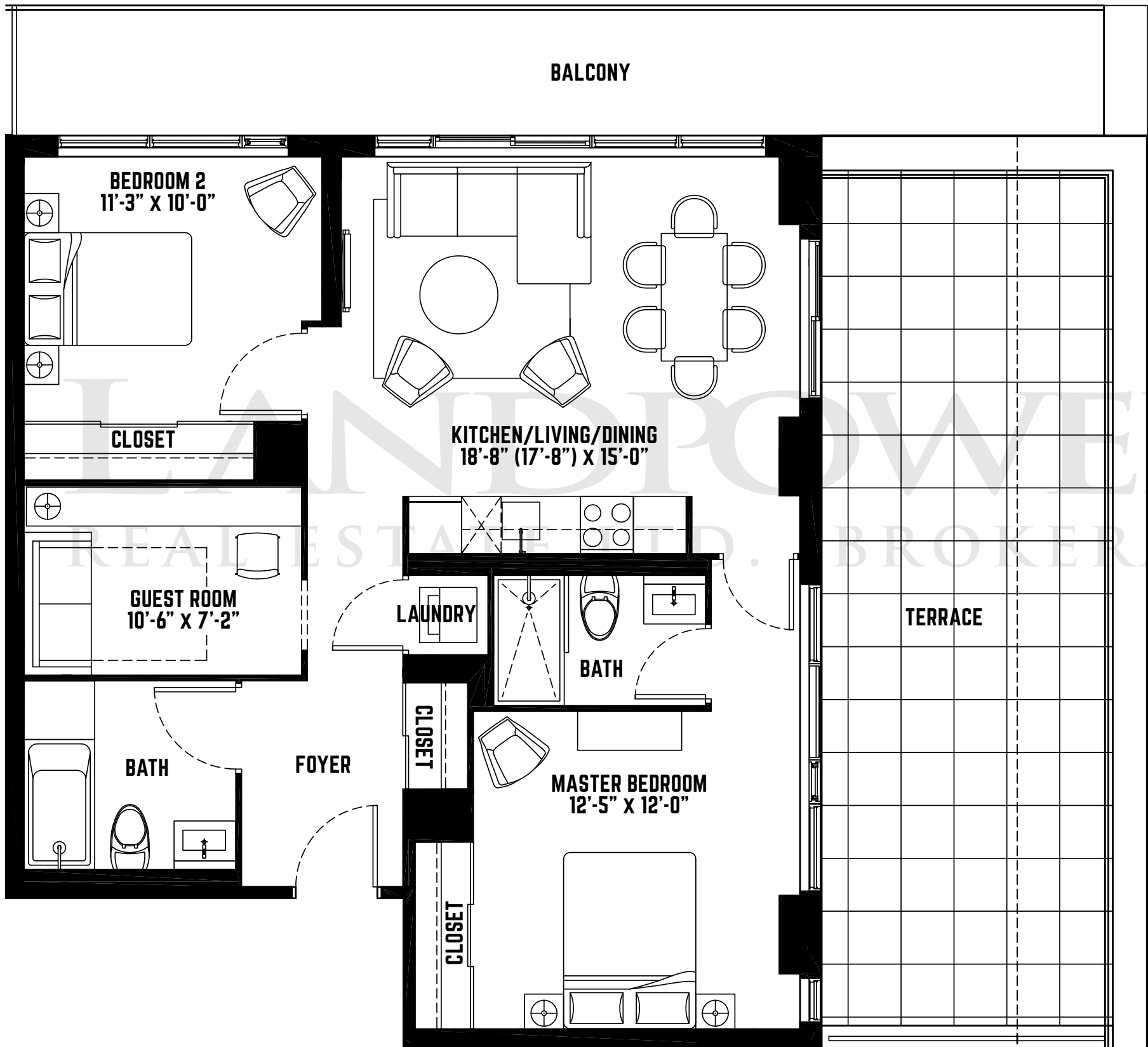
THIS PLAN IS NOT TO SCALE AND IS SUBJECT TO ARCHITECTURAL REVIEW AND REVISION, INCLUDING WITHOUT LIMITATION, THE UNIT BEING CONSTRUCTED WITH A LAYOUT THAT IS THE REVERSE OF THAT SET OUT ABOVE. REFER TO DRAFT CONDOMINIUM PLAN IN THE DISCLOSURE STATEMENT FOR ACTUAL UNIT ORIENTATION. ALL DETAILS ARE APPROXIMATE AND SUBJECT TO CHANGE WITHOUT NOTICE IN ORDER TO COMPLY WITH BUILDING SITE CONDITIONS AND MUNICIPAL, STRUCTURAL, AND VENDOR AND/OR ARCHITECTURAL REQUIREMENTS. BALCONIES, TERRACES AND PATIOS ARE EXCLUSIVE USE COMMON ELEMENTS, SHOWN FOR DISPLAY PURPOSES ONLY AND LOCATION AND SIZE OF SUCH ARE SUBJECT TO CHANGE WITHOUT NOTICE. WINDOW LOCATION, SIZE AND TYPE MAY VARY WITHOUT NOTICE. E. & O.E. MAY 2015.

UNIT PH4

INTERIOR 975 SQ.FT.
EXTERIOR 558 SQ.FT.

TWO BEDROOM
 + GUEST ROOM

CONDOS



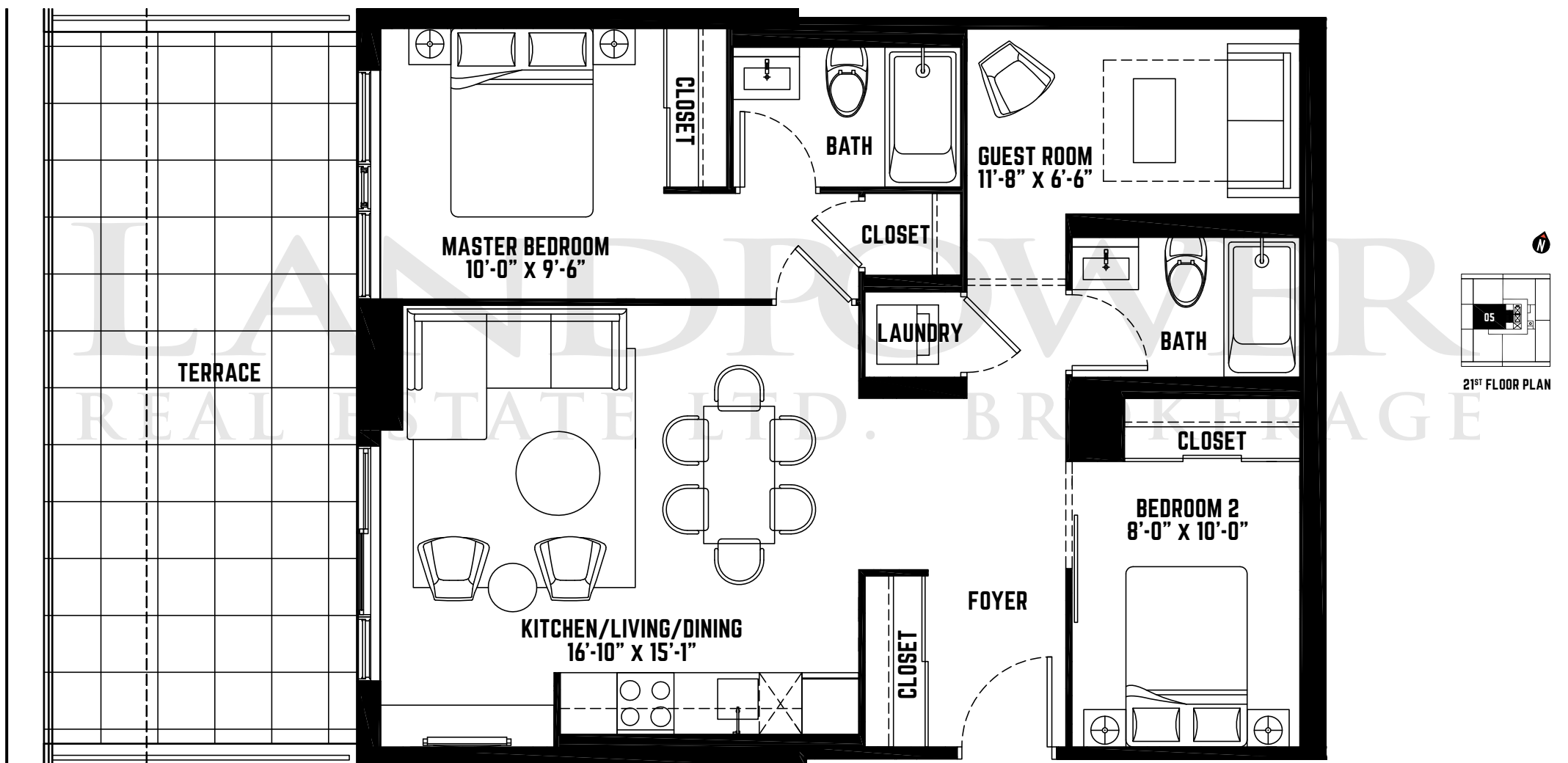
THIS PLAN IS NOT TO SCALE AND IS SUBJECT TO ARCHITECTURAL REVIEW AND REVISION, INCLUDING WITHOUT LIMITATION, THE UNIT BEING CONSTRUCTED WITH A LAYOUT THAT IS THE REVERSE OF THAT SET OUT ABOVE. REFER TO DRAFT CONDOMINIUM PLAN IN THE DISCLOSURE STATEMENT FOR ACTUAL UNIT ORIENTATION. ALL DETAILS ARE APPROXIMATE AND SUBJECT TO CHANGE WITHOUT NOTICE IN ORDER TO COMPLY WITH BUILDING SITE CONDITIONS AND MUNICIPAL, STRUCTURAL, AND VENDOR AND/OR ARCHITECTURAL REQUIREMENTS. BALCONIES, TERRACES AND PATIOS ARE EXCLUSIVE USE COMMON ELEMENTS, SHOWN FOR DISPLAY PURPOSES ONLY AND LOCATION AND SIZE OF SUCH ARE SUBJECT TO CHANGE WITHOUT NOTICE. WINDOW LOCATION, SIZE AND TYPE MAY VARY WITHOUT NOTICE. E. & O.E. MAY 2015.

UNIT PH5

TWO BEDROOM
+ GUEST ROOM

INTERIOR 895 SQ.FT.
EXTERIOR 275 SQ.FT.

CONDOS



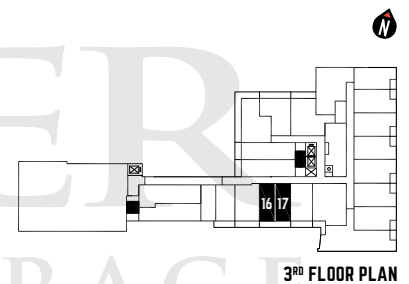
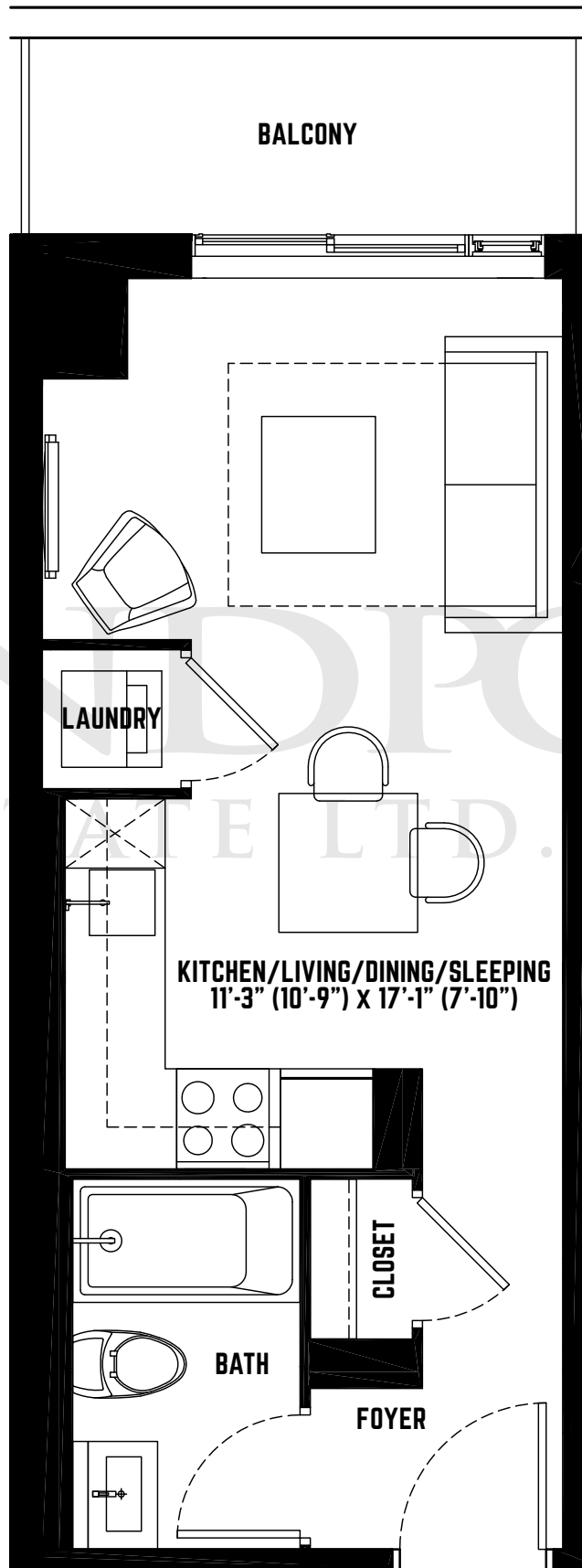
THIS PLAN IS NOT TO SCALE AND IS SUBJECT TO ARCHITECTURAL REVIEW AND REVISION, INCLUDING WITHOUT LIMITATION, THE UNIT BEING CONSTRUCTED WITH A LAYOUT THAT IS THE REVERSE OF THAT SET OUT ABOVE. REFER TO DRAFT CONDOMINIUM PLAN IN THE DISCLOSURE STATEMENT FOR ACTUAL UNIT ORIENTATION. ALL DETAILS ARE APPROXIMATE AND SUBJECT TO CHANGE WITHOUT NOTICE IN ORDER TO COMPLY WITH BUILDING SITE CONDITIONS AND MUNICIPAL, STRUCTURAL, AND VENDOR AND/OR ARCHITECTURAL REQUIREMENTS. BALCONIES, TERRACES AND PATIOS ARE EXCLUSIVE USE COMMON ELEMENTS, SHOWN FOR DISPLAY PURPOSES ONLY AND LOCATION AND SIZE OF SUCH ARE SUBJECT TO CHANGE WITHOUT NOTICE. WINDOW LOCATION, SIZE AND TYPE MAY VARY WITHOUT NOTICE. E. & O.E. MAY 2015.

UNIT 350

STUDIO

INTERIOR 350 sq.ft.
EXTERIOR 50 sq.ft.

CONDOS



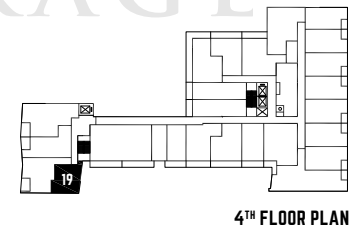
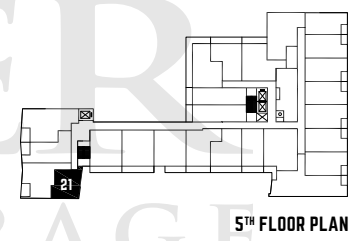
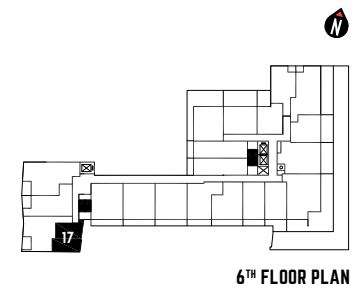
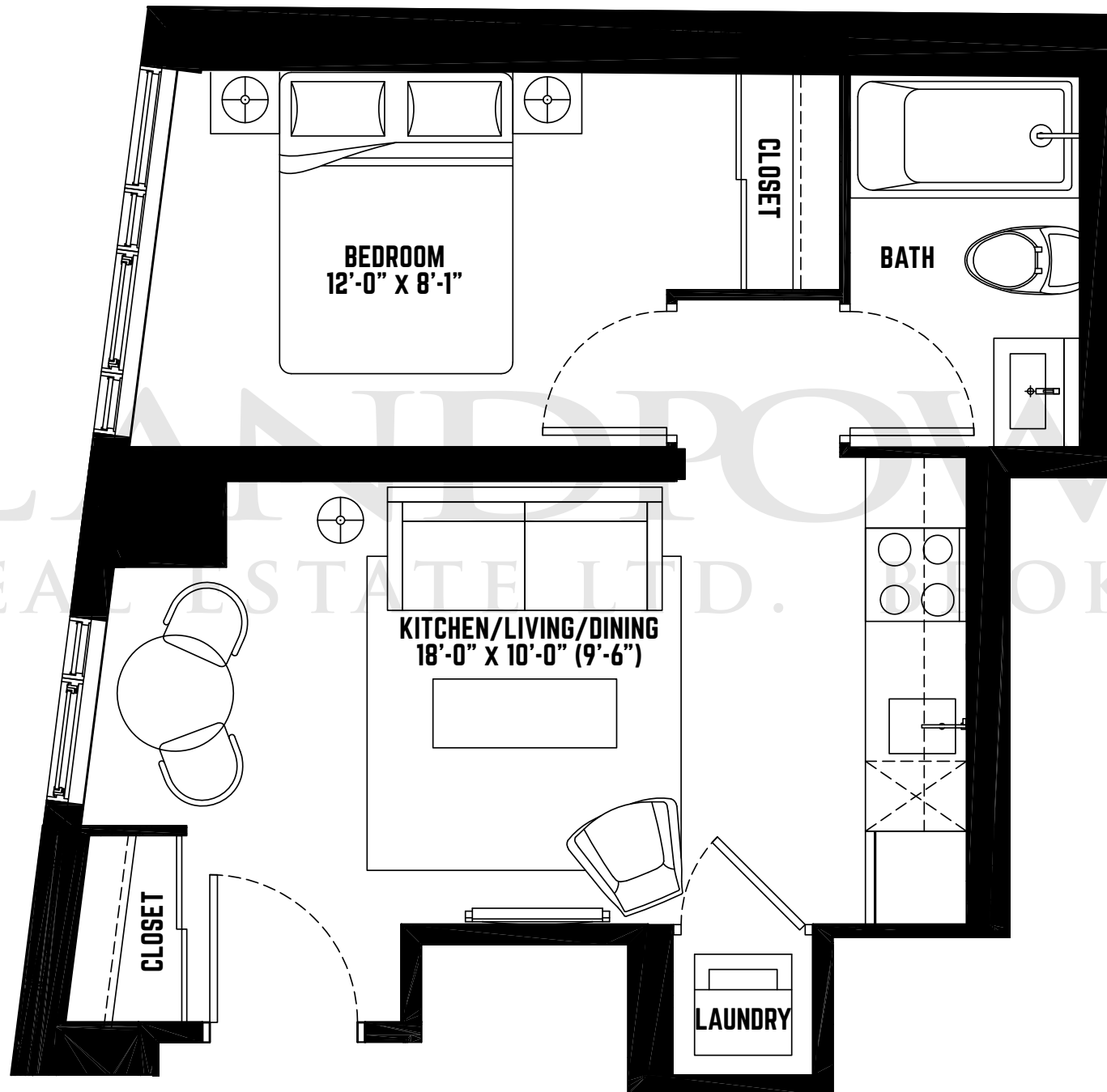
LANDRIDGE REAL ESTATE LTD. BROKERAGE

THIS PLAN IS NOT TO SCALE AND IS SUBJECT TO ARCHITECTURAL REVIEW AND REVISION, INCLUDING WITHOUT LIMITATION, THE UNIT BEING CONSTRUCTED WITH A LAYOUT THAT IS THE REVERSE OF THAT SET OUT ABOVE. REFER TO DRAFT CONDOMINIUM PLAN IN THE DISCLOSURE STATEMENT FOR ACTUAL UNIT ORIENTATION. ALL DETAILS ARE APPROXIMATE AND SUBJECT TO CHANGE WITHOUT NOTICE IN ORDER TO COMPLY WITH BUILDING SITE CONDITIONS AND MUNICIPAL, STRUCTURAL, AND VENDOR AND/OR ARCHITECTURAL REQUIREMENTS. BALCONIES, TERRACES AND PATIOS ARE EXCLUSIVE USE COMMON ELEMENTS, SHOWN FOR DISPLAY PURPOSES ONLY AND LOCATION AND SIZE OF SUCH ARE SUBJECT TO CHANGE WITHOUT NOTICE. WINDOW LOCATION, SIZE AND TYPE MAY VARY WITHOUT NOTICE. E. & O.E. MAY 2015.

UNIT 445 INTERIOR 445 SQ.FT.

ONE BEDROOM

CONDOS



LANDPOWER REAL ESTATE LTD. BROKERAGE

THIS PLAN IS NOT TO SCALE AND IS SUBJECT TO ARCHITECTURAL REVIEW AND REVISION, INCLUDING WITHOUT LIMITATION, THE UNIT BEING CONSTRUCTED WITH A LAYOUT THAT IS THE REVERSE OF THAT SET OUT ABOVE. REFER TO DRAFT CONDOMINIUM PLAN IN THE DISCLOSURE STATEMENT FOR ACTUAL UNIT ORIENTATION. ALL DETAILS ARE APPROXIMATE AND SUBJECT TO CHANGE WITHOUT NOTICE IN ORDER TO COMPLY WITH BUILDING SITE CONDITIONS AND MUNICIPAL, STRUCTURAL, AND VENDOR AND/OR ARCHITECTURAL REQUIREMENTS. BALCONIES, TERRACES AND PATIOS ARE EXCLUSIVE USE COMMON ELEMENTS, SHOWN FOR DISPLAY PURPOSES ONLY AND LOCATION AND SIZE OF SUCH ARE SUBJECT TO CHANGE WITHOUT NOTICE. WINDOW LOCATION, SIZE AND TYPE MAY VARY WITHOUT NOTICE. E. & O.E. MAY 2015.

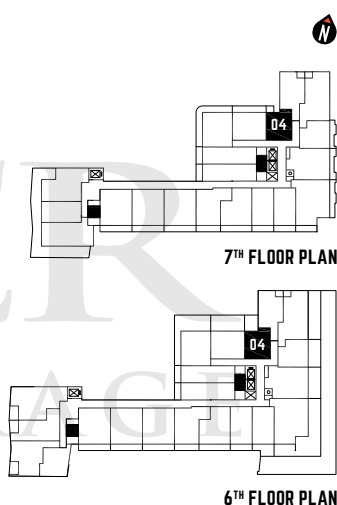
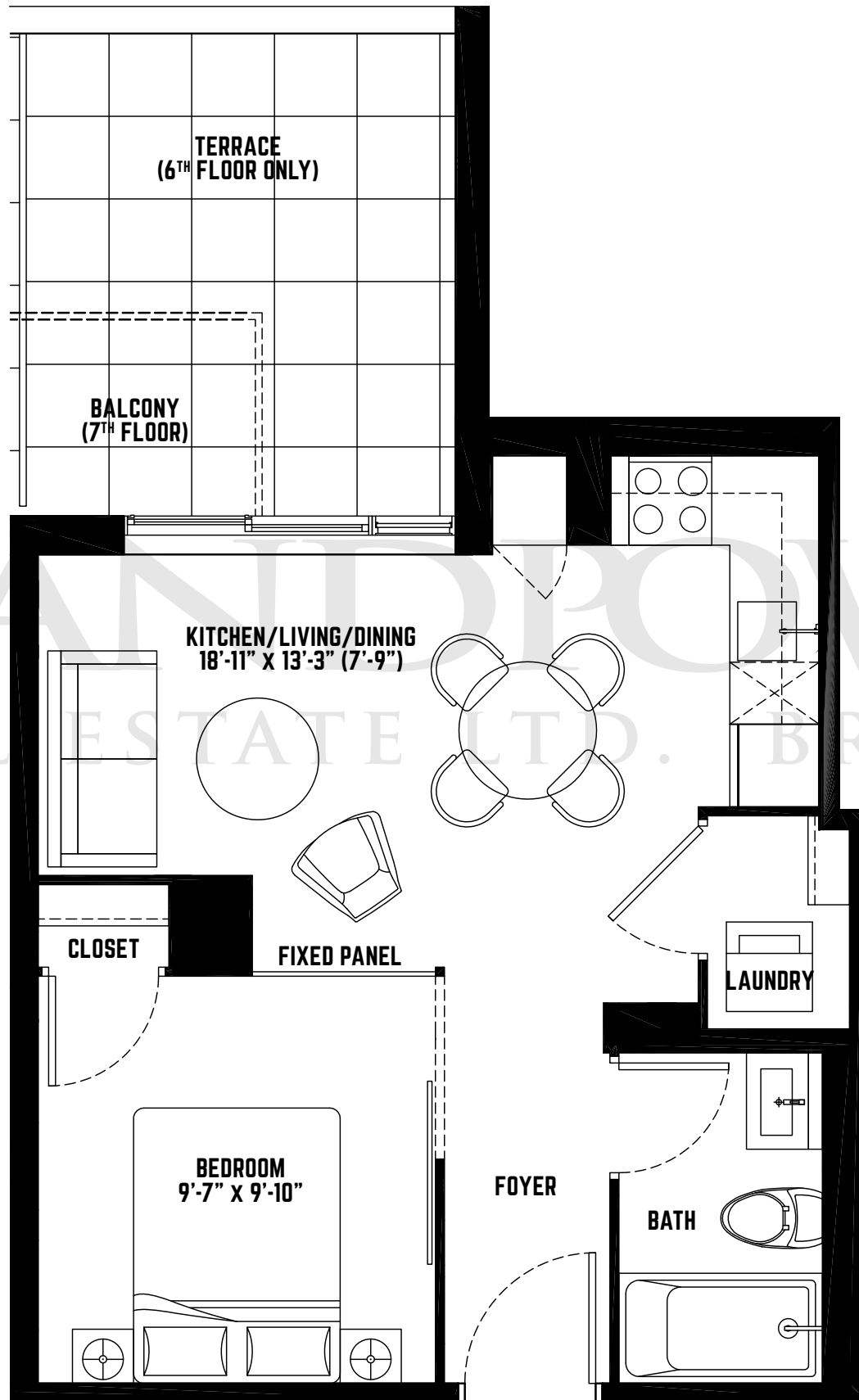
UNIT 455

ONE BEDROOM

455

INTERIOR 455 SQ.FT.
EXTERIOR 121 SQ.FT. (6TH FLOOR)
EXTERIOR 82 SQ.FT. (7TH FLOOR)

CONDOS



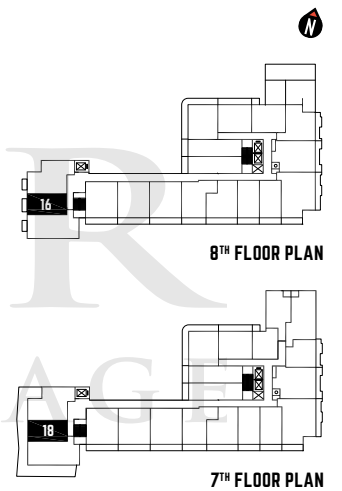
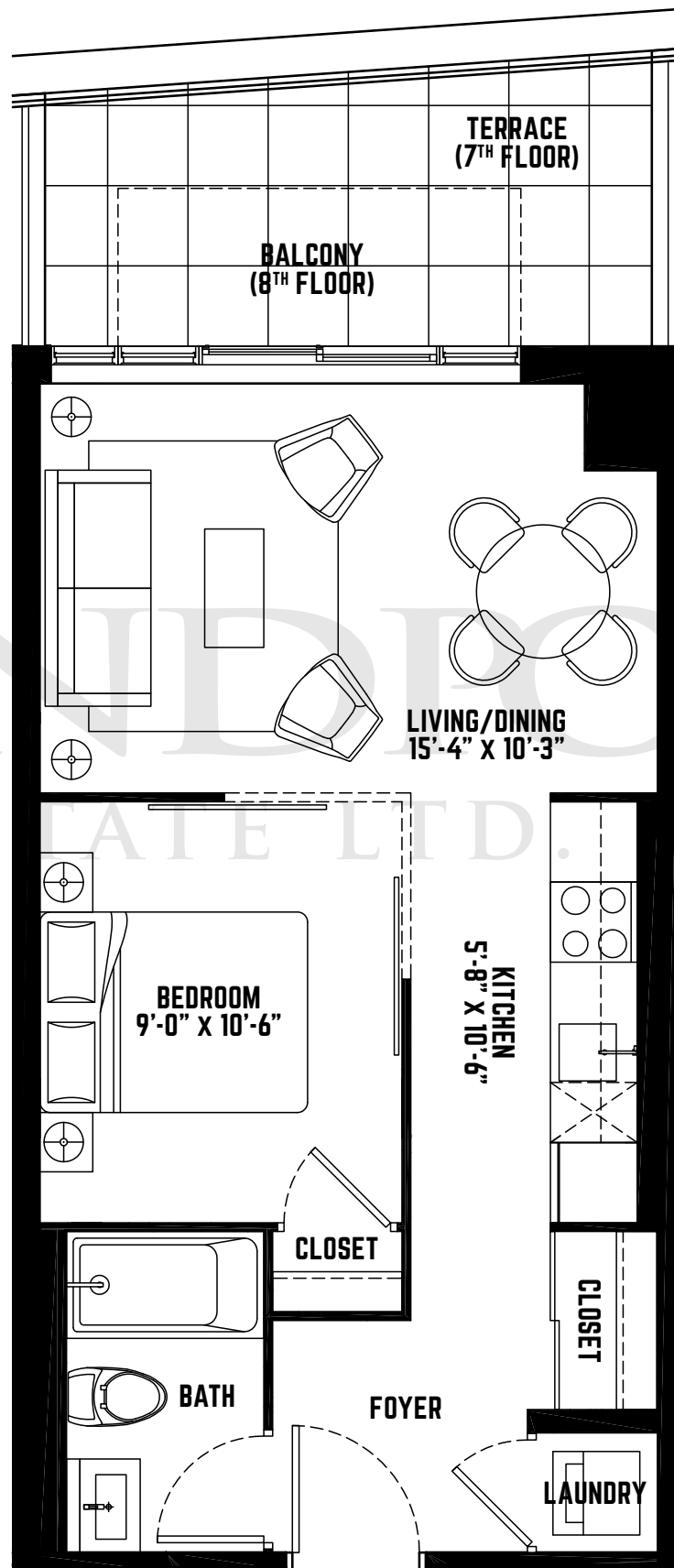
THIS PLAN IS NOT TO SCALE AND IS SUBJECT TO ARCHITECTURAL REVIEW AND REVISION, INCLUDING WITHOUT LIMITATION, THE UNIT BEING CONSTRUCTED WITH A LAYOUT THAT IS THE REVERSE OF THAT SET OUT ABOVE. REFER TO DRAFT CONDOMINIUM PLAN IN THE DISCLOSURE STATEMENT FOR ACTUAL UNIT ORIENTATION. ALL DETAILS ARE APPROXIMATE AND SUBJECT TO CHANGE WITHOUT NOTICE IN ORDER TO COMPLY WITH BUILDING SITE CONDITIONS AND MUNICIPAL, STRUCTURAL, AND VENDOR AND/OR ARCHITECTURAL REQUIREMENTS. BALCONIES, TERRACES AND PATIOS ARE EXCLUSIVE USE COMMON ELEMENTS, SHOWN FOR DISPLAY PURPOSES ONLY AND LOCATION AND SIZE OF SUCH ARE SUBJECT TO CHANGE WITHOUT NOTICE. WINDOW LOCATION, SIZE AND TYPE MAY VARY WITHOUT NOTICE. E. & O. E. MAY 2015.

UNIT 500

ONE BEDROOM

INTERIOR 500 SQ.FT.
EXTERIOR 103 SQ.FT. (7TH FLOOR)
EXTERIOR 39 SQ.FT. (8TH FLOOR)

CONDOS



LANDPOWER REAL ESTATE LTD. BROKERAGE

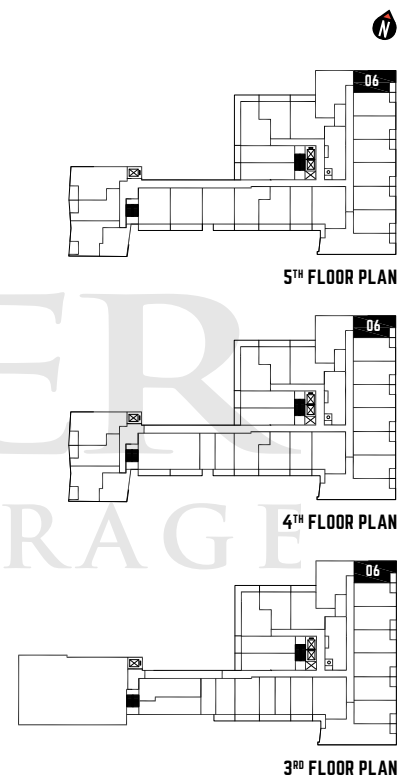
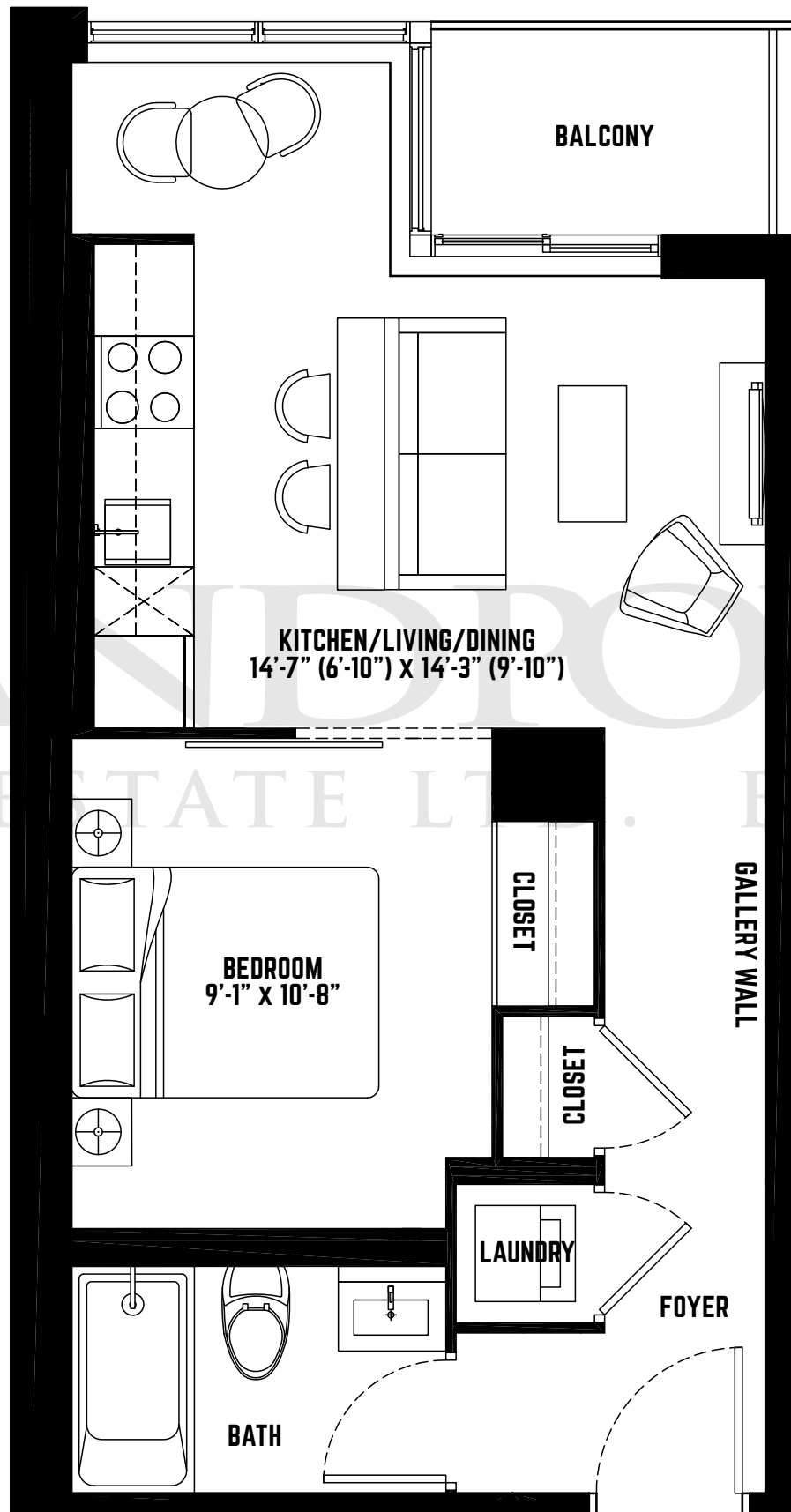
THIS PLAN IS NOT TO SCALE AND IS SUBJECT TO ARCHITECTURAL REVIEW AND REVISION, INCLUDING WITHOUT LIMITATION, THE UNIT BEING CONSTRUCTED WITH A LAYOUT THAT IS THE REVERSE OF THAT SET OUT ABOVE. REFER TO DRAFT CONDOMINIUM PLAN IN THE DISCLOSURE STATEMENT FOR ACTUAL UNIT ORIENTATION. ALL DETAILS ARE APPROXIMATE AND SUBJECT TO CHANGE WITHOUT NOTICE IN ORDER TO COMPLY WITH BUILDING SITE CONDITIONS AND MUNICIPAL, STRUCTURAL, AND VENDOR AND/OR ARCHITECTURAL REQUIREMENTS. BALCONIES, TERRACES AND PATIOS ARE EXCLUSIVE USE COMMON ELEMENTS, SHOWN FOR DISPLAY PURPOSES ONLY AND LOCATION AND SIZE OF SUCH ARE SUBJECT TO CHANGE WITHOUT NOTICE. WINDOW LOCATION, SIZE AND TYPE MAY VARY WITHOUT NOTICE. E. & O.E. MAY 2015.

UNIT 510

ONE BEDROOM

INTERIOR 510 SQ.FT.
EXTERIOR 33 SQ.FT.

CONDOS



LANDPOWER
REAL ESTATE LTD. BROKERAGE

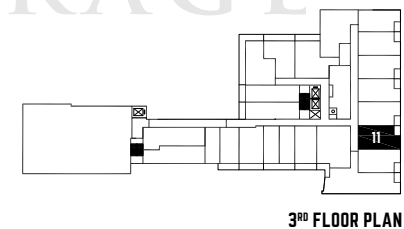
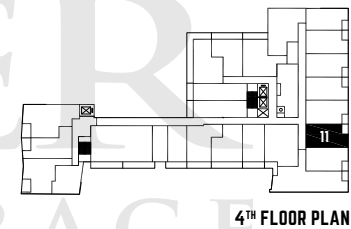
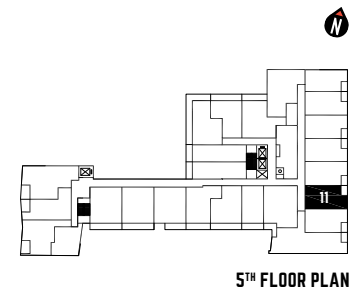
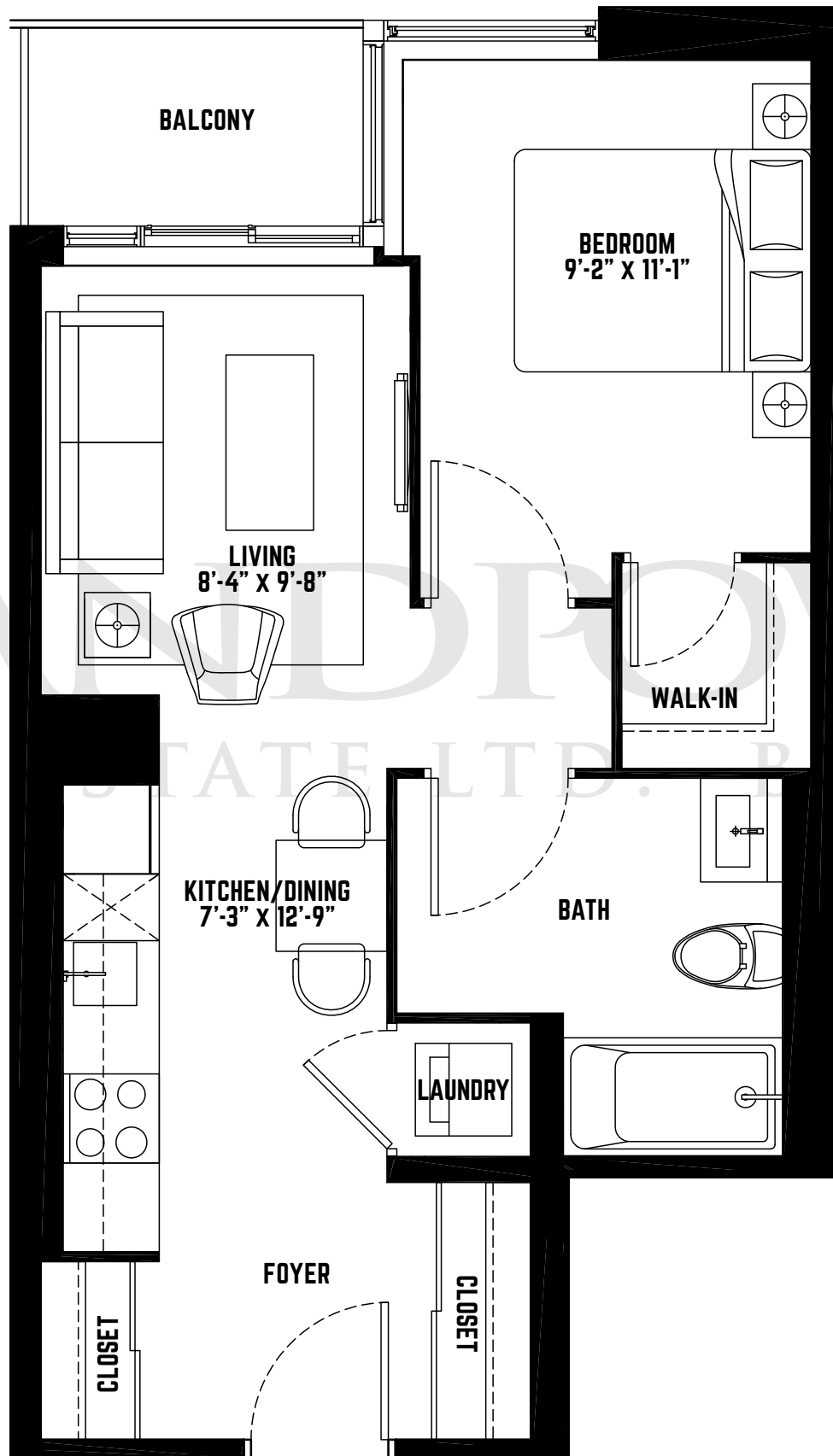
THIS PLAN IS NOT TO SCALE AND IS SUBJECT TO ARCHITECTURAL REVIEW AND REVISION, INCLUDING WITHOUT LIMITATION, THE UNIT BEING CONSTRUCTED WITH A LAYOUT THAT IS THE REVERSE OF THAT SET OUT ABOVE. REFER TO DRAFT CONDOMINIUM PLAN IN THE DISCLOSURE STATEMENT FOR ACTUAL UNIT ORIENTATION. ALL DETAILS ARE APPROXIMATE AND SUBJECT TO CHANGE WITHOUT NOTICE IN ORDER TO COMPLY WITH BUILDING SITE CONDITIONS AND MUNICIPAL, STRUCTURAL, AND VENDOR AND/OR ARCHITECTURAL REQUIREMENTS. BALCONIES, TERRACES AND PATIOS ARE EXCLUSIVE USE COMMON ELEMENTS, SHOWN FOR DISPLAY PURPOSES ONLY AND LOCATION AND SIZE OF SUCH ARE SUBJECT TO CHANGE WITHOUT NOTICE. WINDOW LOCATION, SIZE AND TYPE MAY VARY WITHOUT NOTICE. E. & O.E. MAY 2015.

UNIT 515

ONE BEDROOM

INTERIOR 515 SQ.FT.
EXTERIOR 33 SQ.FT.

CONDOS



LANDPOWER REAL ESTATE LTD. BROKERAGE

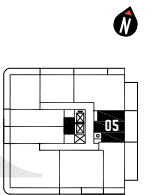
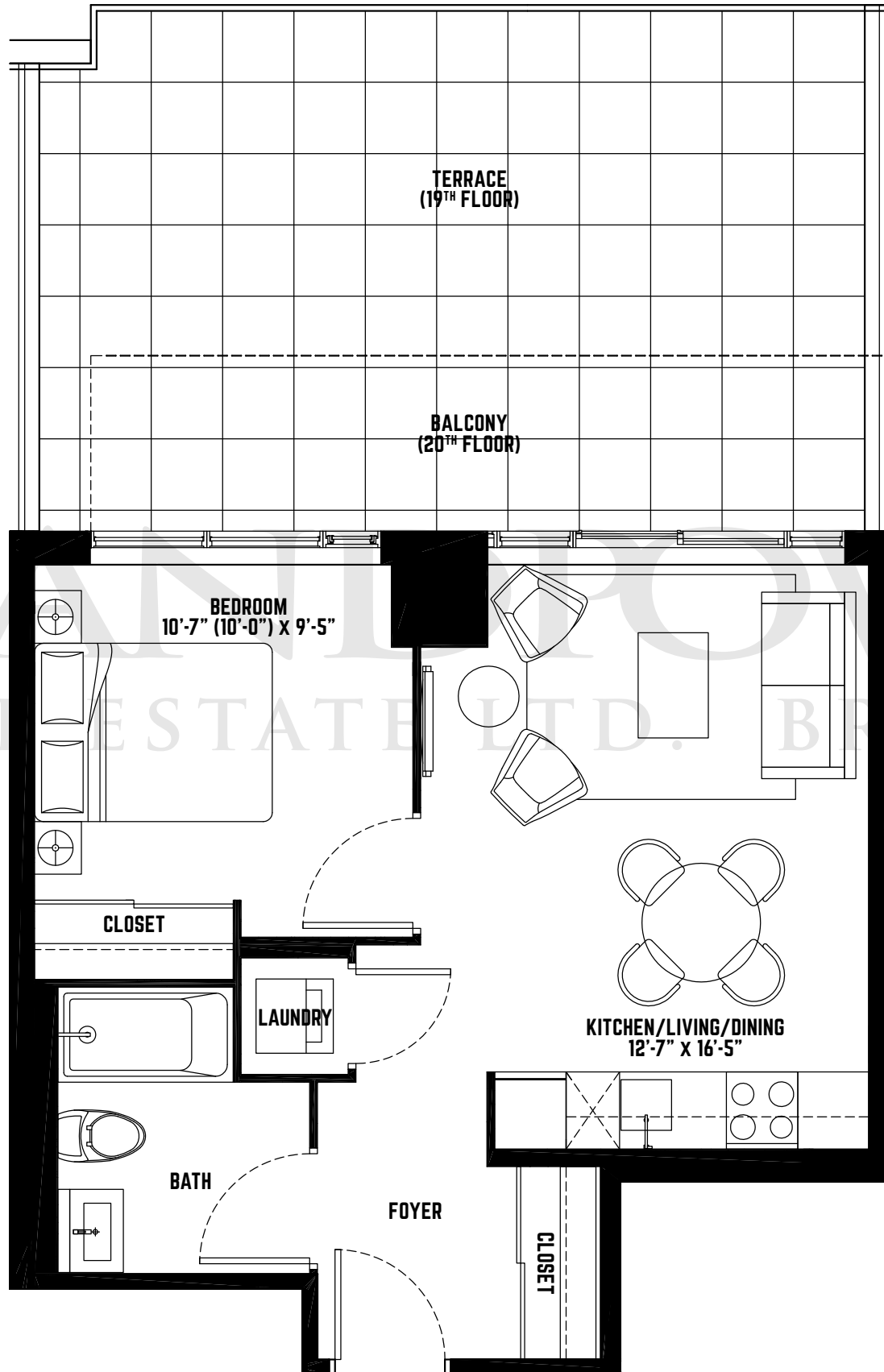
THIS PLAN IS NOT TO SCALE AND IS SUBJECT TO ARCHITECTURAL REVIEW AND REVISION, INCLUDING WITHOUT LIMITATION, THE UNIT BEING CONSTRUCTED WITH A LAYOUT THAT IS THE REVERSE OF THAT SET OUT ABOVE. REFER TO DRAFT CONDOMINIUM PLAN IN THE DISCLOSURE STATEMENT FOR ACTUAL UNIT ORIENTATION. ALL DETAILS ARE APPROXIMATE AND SUBJECT TO CHANGE WITHOUT NOTICE IN ORDER TO COMPLY WITH BUILDING SITE CONDITIONS AND MUNICIPAL, STRUCTURAL, AND VENDOR AND/OR ARCHITECTURAL REQUIREMENTS. BALCONIES, TERRACES AND PATIOS ARE EXCLUSIVE USE COMMON ELEMENTS, SHOWN FOR DISPLAY PURPOSES ONLY AND LOCATION AND SIZE OF SUCH ARE SUBJECT TO CHANGE WITHOUT NOTICE. WINDOW LOCATION, SIZE AND TYPE MAY VARY WITHOUT NOTICE. E. & O. E. MAY 2015.

UNIT 520

ONE BEDROOM

INTERIOR 520 SQ.FT.
EXTERIOR 335 SQ.FT. (19TH FLOOR)
EXTERIOR 109 SQ.FT. (20TH FLOOR)

CONDOS



19TH - 20TH FLOOR PLAN

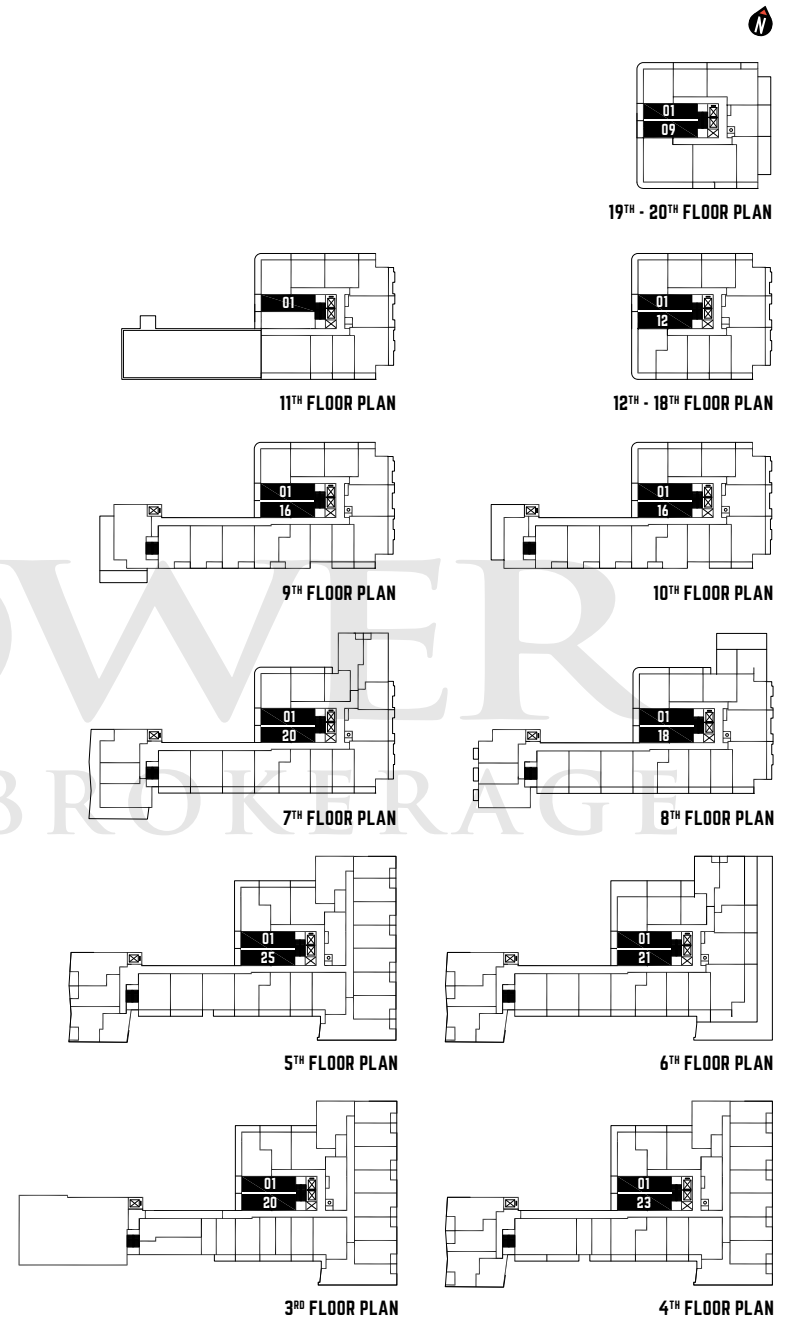
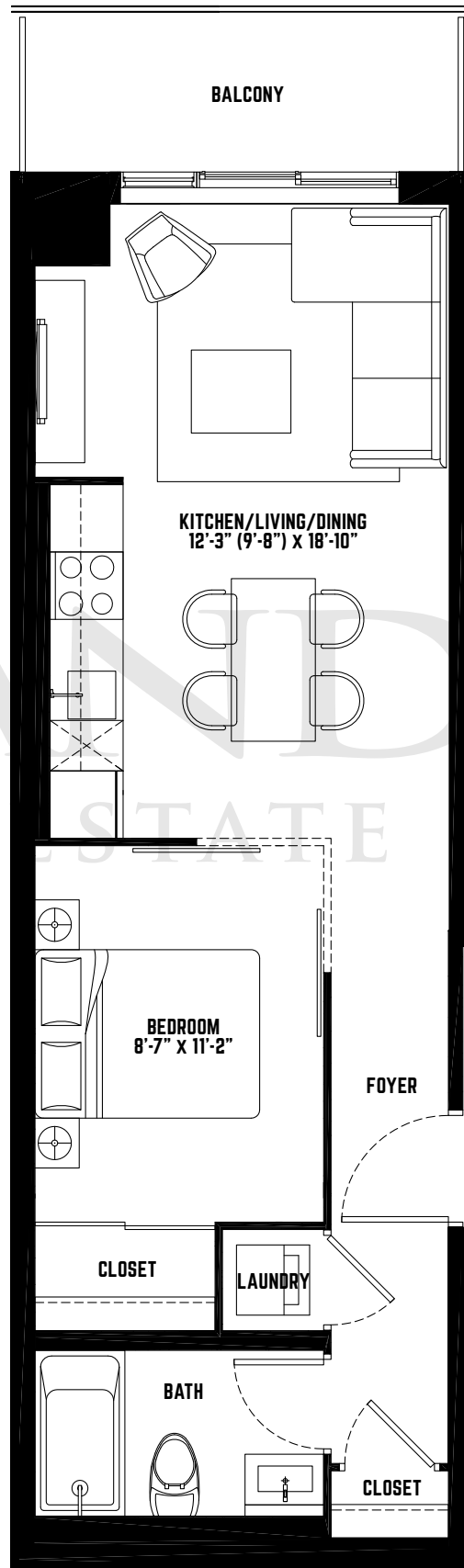
THIS PLAN IS NOT TO SCALE AND IS SUBJECT TO ARCHITECTURAL REVIEW AND REVISION, INCLUDING WITHOUT LIMITATION, THE UNIT BEING CONSTRUCTED WITH A LAYOUT THAT IS THE REVERSE OF THAT SET OUT ABOVE. REFER TO DRAFT CONDOMINIUM PLAN IN THE DISCLOSURE STATEMENT FOR ACTUAL UNIT ORIENTATION. ALL DETAILS ARE APPROXIMATE AND SUBJECT TO CHANGE WITHOUT NOTICE IN ORDER TO COMPLY WITH BUILDING SITE CONDITIONS AND MUNICIPAL, STRUCTURAL, AND VENDOR AND/OR ARCHITECTURAL REQUIREMENTS. BALCONIES, TERRACES AND PATIOS ARE EXCLUSIVE USE COMMON ELEMENTS, SHOWN FOR DISPLAY PURPOSES ONLY AND LOCATION AND SIZE OF SUCH ARE SUBJECT TO CHANGE WITHOUT NOTICE. WINDOW LOCATION, SIZE AND TYPE MAY VARY WITHOUT NOTICE. E. & O.E. MAY 2015.

UNIT 550

ONE BEDROOM

INTERIOR 550 sq.ft.
EXTERIOR 64 sq.ft.

CONDOS



LAND POWER
REAL ESTATE LTD. BROKERAGE

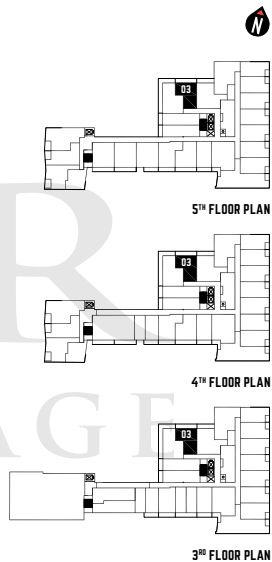
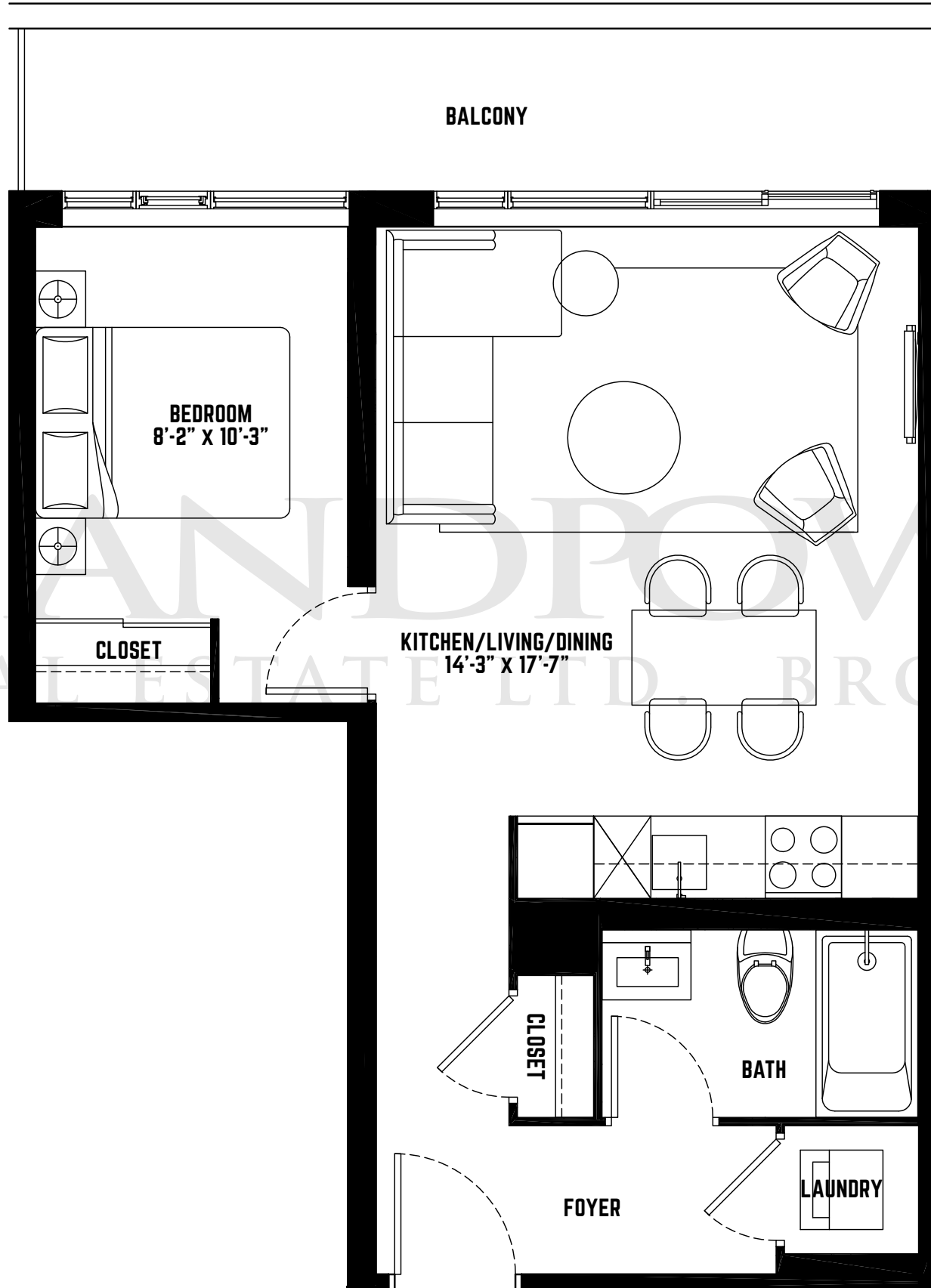
THIS PLAN IS NOT TO SCALE AND IS SUBJECT TO ARCHITECTURAL REVIEW AND REVISION, INCLUDING WITHOUT LIMITATION, THE UNIT BEING CONSTRUCTED WITH A LAYOUT THAT IS THE REVERSE OF THAT SET OUT ABOVE. REFER TO DRAFT CONDOMINIUM PLAN IN THE DISCLOSURE STATEMENT FOR ACTUAL UNIT ORIENTATION. ALL DETAILS ARE APPROXIMATE AND SUBJECT TO CHANGE WITHOUT NOTICE IN ORDER TO COMPLY WITH BUILDING SITE CONDITIONS AND MUNICIPAL, STRUCTURAL, AND VENDOR AND/OR ARCHITECTURAL REQUIREMENTS. BALCONIES, TERRACES AND PATIOS ARE EXCLUSIVE USE COMMON ELEMENTS, SHOWN FOR DISPLAY PURPOSES ONLY AND LOCATION AND SIZE OF SUCH ARE SUBJECT TO CHANGE WITHOUT NOTICE. WINDOW LOCATION, SIZE AND TYPE MAY VARY WITHOUT NOTICE. E. & O.E. MAY 2015.

UNIT 560

ONE BEDROOM

INTERIOR 560 SQ.FT.
EXTERIOR 101 SQ.FT.

CONDOS



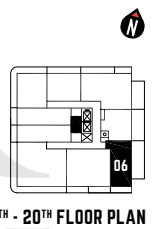
THIS PLAN IS NOT TO SCALE AND IS SUBJECT TO ARCHITECTURAL REVIEW AND REVISION, INCLUDING WITHOUT LIMITATION, THE UNIT BEING CONSTRUCTED WITH A LAYOUT THAT IS THE REVERSE OF THAT SET OUT ABOVE. REFER TO DRAFT CONDOMINIUM PLAN IN THE DISCLOSURE STATEMENT FOR ACTUAL UNIT ORIENTATION. ALL DETAILS ARE APPROXIMATE AND SUBJECT TO CHANGE WITHOUT NOTICE IN ORDER TO COMPLY WITH BUILDING SITE CONDITIONS AND MUNICIPAL, STRUCTURAL, AND VENDOR AND/OR ARCHITECTURAL REQUIREMENTS. BALCONIES, TERRACES AND PATIOS ARE EXCLUSIVE USE COMMON ELEMENTS, SHOWN FOR DISPLAY PURPOSES ONLY AND LOCATION AND SIZE OF SUCH ARE SUBJECT TO CHANGE WITHOUT NOTICE. WINDOW LOCATION, SIZE AND TYPE MAY VARY WITHOUT NOTICE. E. & O. E. MAY 2015.

UNIT 610

ONE BEDROOM

INTERIOR 610 SQ.FT.
 EXTERIOR 389 SQ.FT. (19TH FLOOR)
 EXTERIOR 88 SQ.FT. (20TH FLOOR)

CONDOS



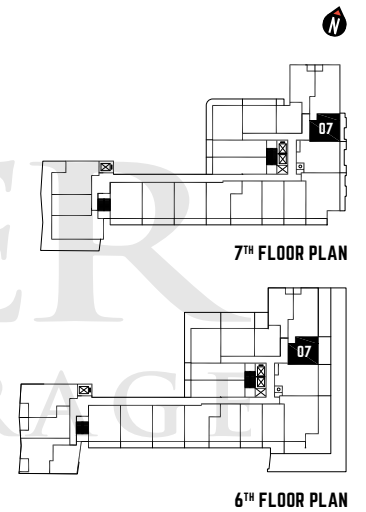
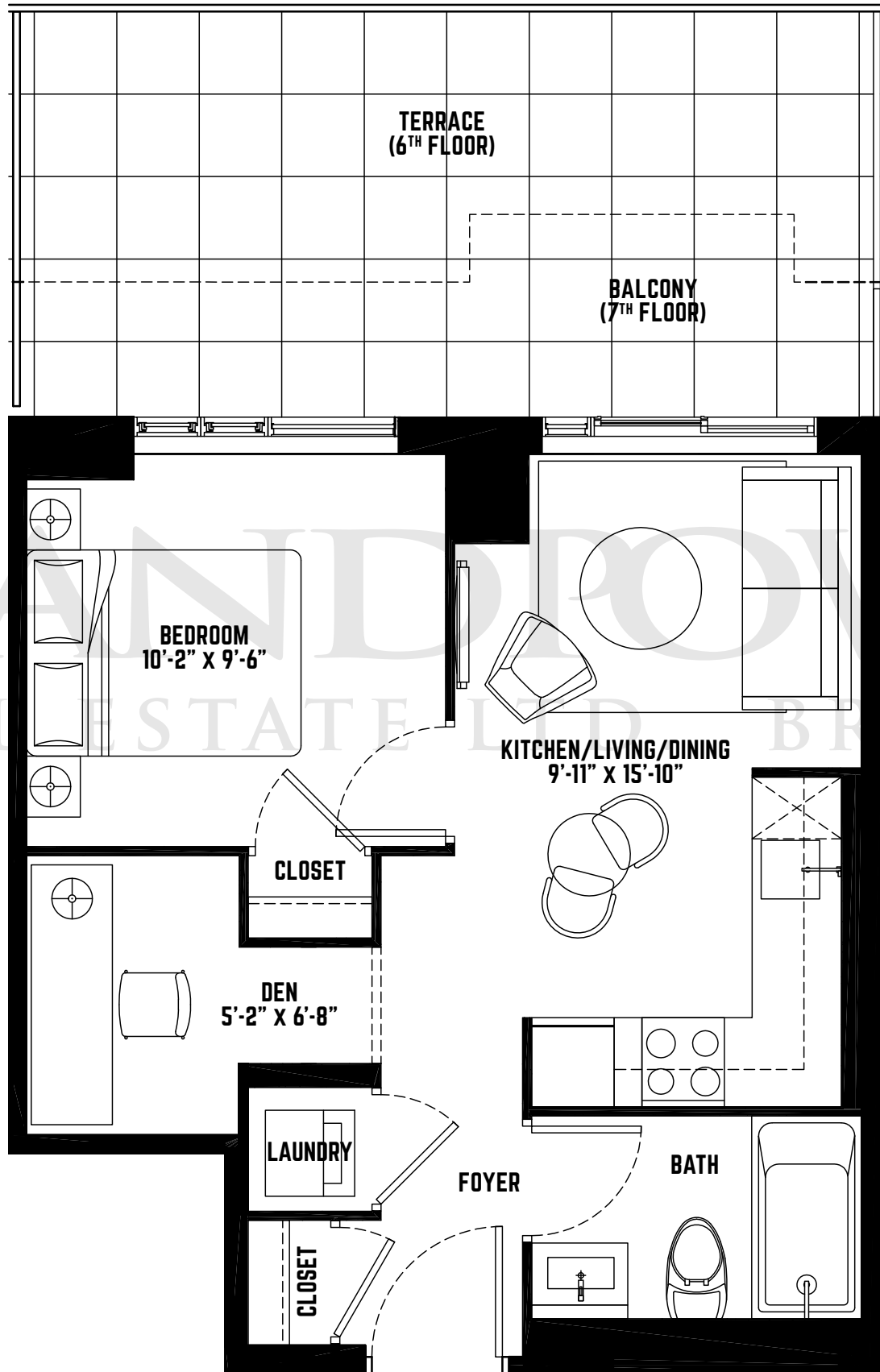
THIS PLAN IS NOT TO SCALE AND IS SUBJECT TO ARCHITECTURAL REVIEW AND REVISION, INCLUDING WITHOUT LIMITATION, THE UNIT BEING CONSTRUCTED WITH A LAYOUT THAT IS THE REVERSE OF THAT SET OUT ABOVE. REFER TO DRAFT CONDOMINIUM PLAN IN THE DISCLOSURE STATEMENT FOR ACTUAL UNIT ORIENTATION. ALL DETAILS ARE APPROXIMATE AND SUBJECT TO CHANGE WITHOUT NOTICE IN ORDER TO COMPLY WITH BUILDING SITE CONDITIONS AND MUNICIPAL, STRUCTURAL, AND VENDOR AND/OR ARCHITECTURAL REQUIREMENTS. BALCONIES, TERRACES AND PATIOS ARE EXCLUSIVE USE COMMON ELEMENTS, SHOWN FOR DISPLAY PURPOSES ONLY AND LOCATION AND SIZE OF SUCH ARE SUBJECT TO CHANGE WITHOUT NOTICE. WINDOW LOCATION, SIZE AND TYPE MAY VARY WITHOUT NOTICE. E. & O.E. MAY 2015.

UNIT 460

ONE BEDROOM
+ DEN

INTERIOR 460 SQ.FT.
EXTERIOR 208 SQ.FT. (6TH FLOOR)
EXTERIOR 82 SQ.FT. (7TH FLOOR)

CONDOS



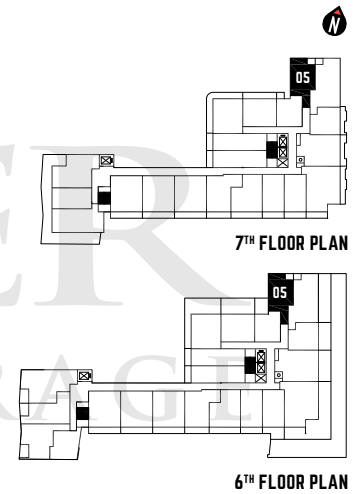
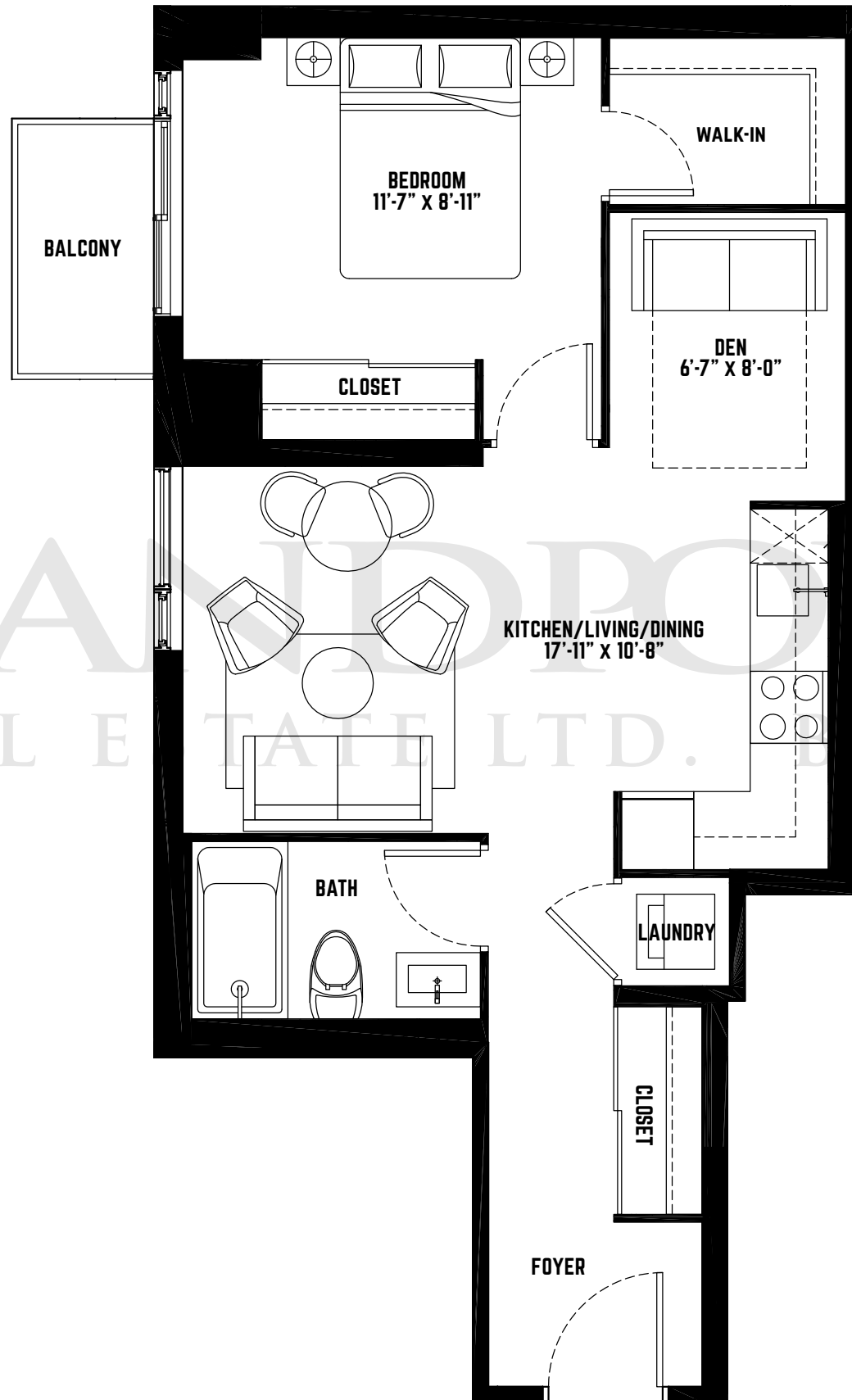
THIS PLAN IS NOT TO SCALE AND IS SUBJECT TO ARCHITECTURAL REVIEW AND REVISION, INCLUDING WITHOUT LIMITATION, THE UNIT BEING CONSTRUCTED WITH A LAYOUT THAT IS THE REVERSE OF THAT SET OUT ABOVE. REFER TO DRAFT CONDOMINIUM PLAN IN THE DISCLOSURE STATEMENT FOR ACTUAL UNIT ORIENTATION. ALL DETAILS ARE APPROXIMATE AND SUBJECT TO CHANGE WITHOUT NOTICE IN ORDER TO COMPLY WITH BUILDING SITE CONDITIONS AND MUNICIPAL, STRUCTURAL, AND VENDOR AND/OR ARCHITECTURAL REQUIREMENTS. BALCONIES, TERRACES AND PATIOS ARE EXCLUSIVE USE COMMON ELEMENTS, SHOWN FOR DISPLAY PURPOSES ONLY AND LOCATION AND SIZE OF SUCH ARE SUBJECT TO CHANGE WITHOUT NOTICE. WINDOW LOCATION, SIZE AND TYPE MAY VARY WITHOUT NOTICE. E. & O. E. MAY 2015.

UNIT 588

ONE BEDROOM
+ DEN

INTERIOR 588 sq.ft.
EXTERIOR 26 sq.ft.

CONDOS



LANDPOWER
REAL ESTATE LTD. BROKERAGE

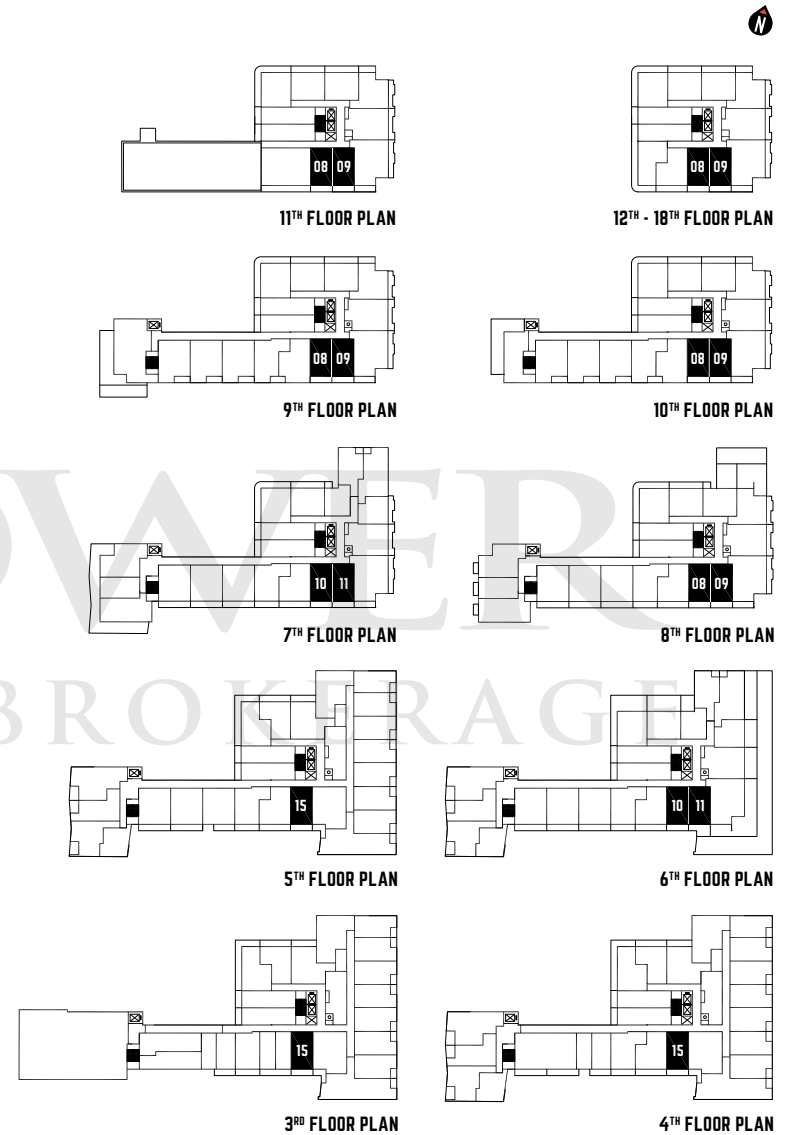
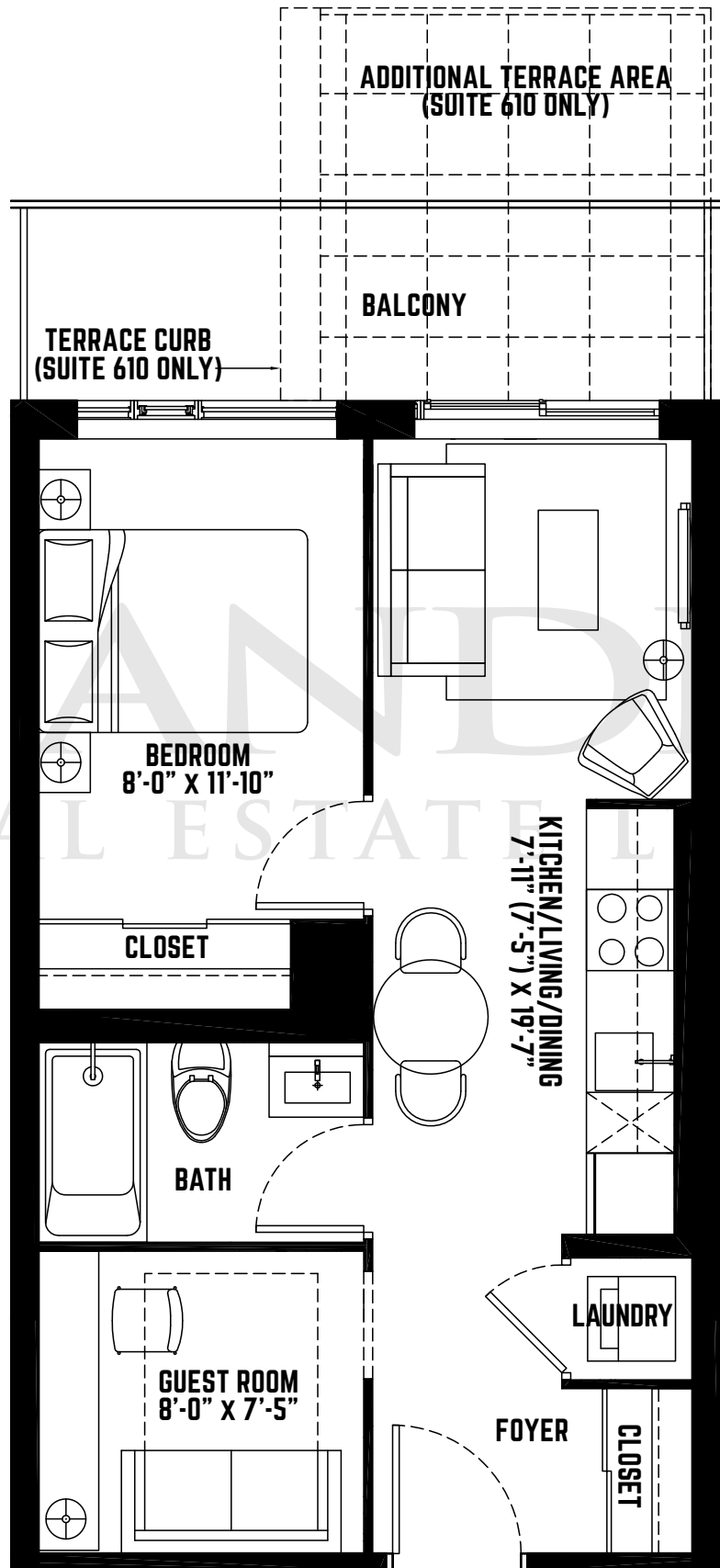
THIS PLAN IS NOT TO SCALE AND IS SUBJECT TO ARCHITECTURAL REVIEW AND REVISION, INCLUDING WITHOUT LIMITATION, THE UNIT BEING CONSTRUCTED WITH A LAYOUT THAT IS THE REVERSE OF THAT SET OUT ABOVE. REFER TO DRAFT CONDOMINIUM PLAN IN THE DISCLOSURE STATEMENT FOR ACTUAL UNIT ORIENTATION. ALL DETAILS ARE APPROXIMATE AND SUBJECT TO CHANGE WITHOUT NOTICE IN ORDER TO COMPLY WITH BUILDING SITE CONDITIONS AND MUNICIPAL, STRUCTURAL, AND VENDOR AND/OR ARCHITECTURAL REQUIREMENTS. BALCONIES, TERRACES AND PATIOS ARE EXCLUSIVE USE COMMON ELEMENTS, SHOWN FOR DISPLAY PURPOSES ONLY AND LOCATION AND SIZE OF SUCH ARE SUBJECT TO CHANGE WITHOUT NOTICE. WINDOW LOCATION, SIZE AND TYPE MAY VARY WITHOUT NOTICE. E. & O.E. MAY 2015.

UNIT 490

ONE BEDROOM
+ GUEST ROOM

INTERIOR 490 SQ.FT.
EXTERIOR 82 SQ.FT.
EXTERIOR 45 SQ.FT. (SUITE 610 ONLY)

CONDOS



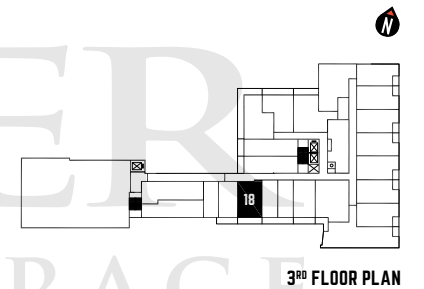
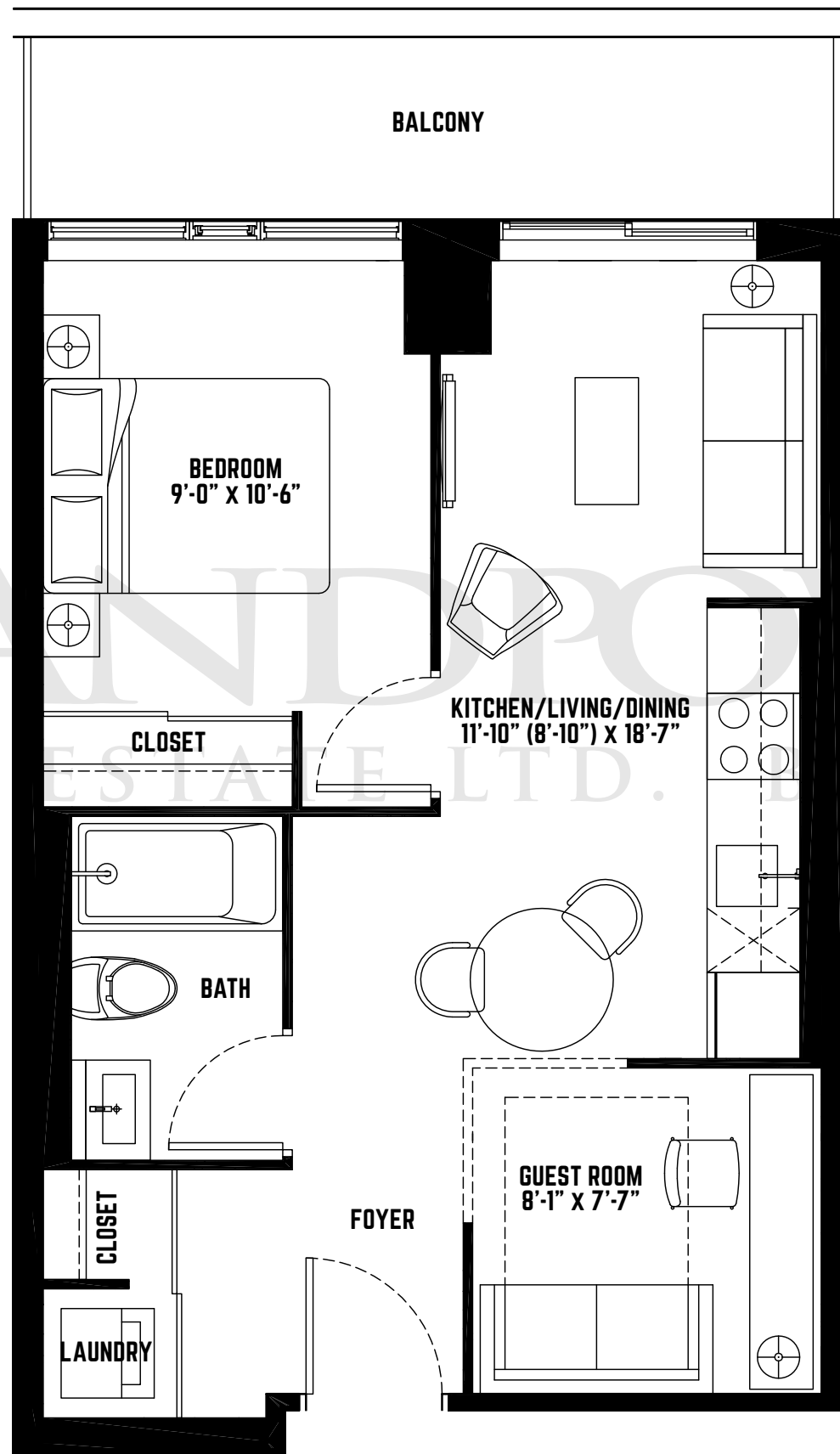
THIS PLAN IS NOT TO SCALE AND IS SUBJECT TO ARCHITECTURAL REVIEW AND REVISION, INCLUDING WITHOUT LIMITATION, THE UNIT BEING CONSTRUCTED WITH A LAYOUT THAT IS THE REVERSE OF THAT SET OUT ABOVE. REFER TO DRAFT CONDOMINIUM PLAN IN THE DISCLOSURE STATEMENT FOR ACTUAL UNIT ORIENTATION. ALL DETAILS ARE APPROXIMATE AND SUBJECT TO CHANGE WITHOUT NOTICE IN ORDER TO COMPLY WITH BUILDING SITE CONDITIONS AND MUNICIPAL, STRUCTURAL, AND VENDOR AND/OR ARCHITECTURAL REQUIREMENTS. BALCONIES, TERRACES AND PATIOS ARE EXCLUSIVE USE COMMON ELEMENTS, SHOWN FOR DISPLAY PURPOSES ONLY AND LOCATION AND SIZE OF SUCH ARE SUBJECT TO CHANGE WITHOUT NOTICE. WINDOW LOCATION, SIZE AND TYPE MAY VARY WITHOUT NOTICE. E. 6 O.E. MAY 2015.

UNIT 540

ONE BEDROOM
+ GUEST ROOM

INTERIOR 540 SQ.FT.
EXTERIOR 80 SQ.FT.

CONDOS



LANDPOWER
REAL ESTATE LTD. BROKERAGE

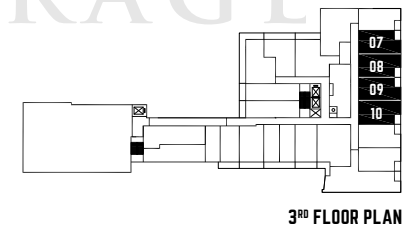
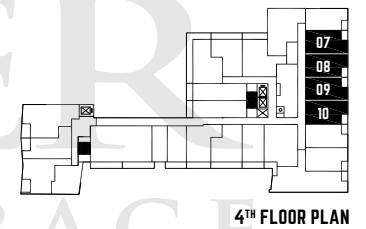
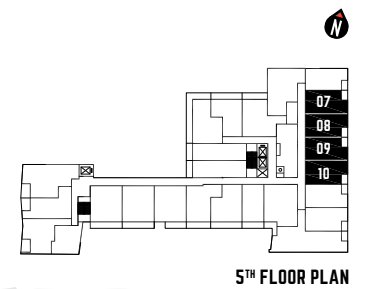
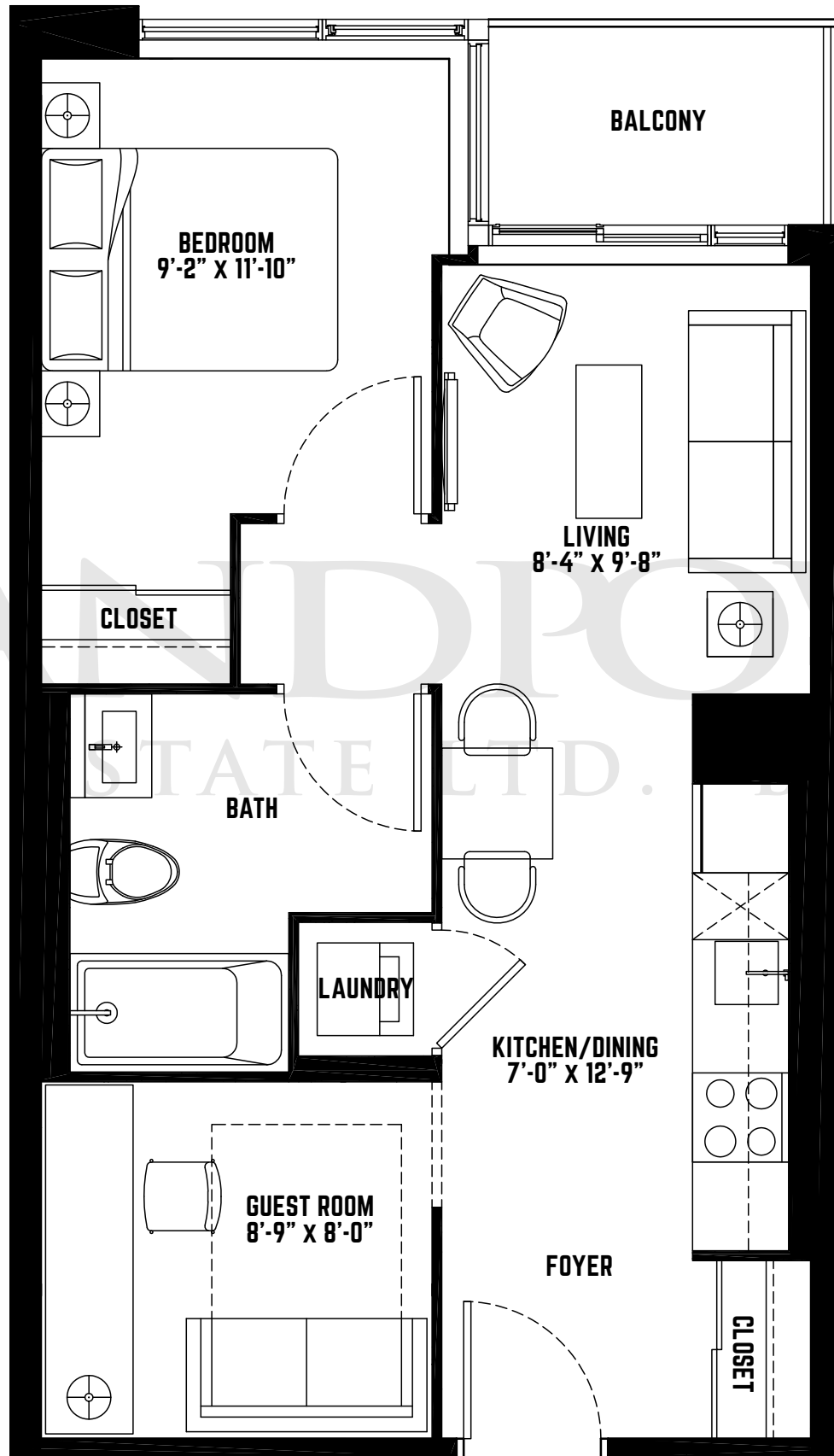
THIS PLAN IS NOT TO SCALE AND IS SUBJECT TO ARCHITECTURAL REVIEW AND REVISION, INCLUDING WITHOUT LIMITATION, THE UNIT BEING CONSTRUCTED WITH A LAYOUT THAT IS THE REVERSE OF THAT SET OUT ABOVE. REFER TO DRAFT CONDOMINIUM PLAN IN THE DISCLOSURE STATEMENT FOR ACTUAL UNIT ORIENTATION. ALL DETAILS ARE APPROXIMATE AND SUBJECT TO CHANGE WITHOUT NOTICE IN ORDER TO COMPLY WITH BUILDING SITE CONDITIONS AND MUNICIPAL, STRUCTURAL, AND VENDOR AND/OR ARCHITECTURAL REQUIREMENTS. BALCONIES, TERRACES AND PATIOS ARE EXCLUSIVE USE COMMON ELEMENTS, SHOWN FOR DISPLAY PURPOSES ONLY AND LOCATION AND SIZE OF SUCH ARE SUBJECT TO CHANGE WITHOUT NOTICE. WINDOW LOCATION, SIZE AND TYPE MAY VARY WITHOUT NOTICE. E. 6 O.E. MAY 2015.

UNIT 555

ONE BEDROOM
+ GUEST ROOM

INTERIOR 555 SQ.FT.
EXTERIOR 33 SQ.FT.

CONDOS



LANDPOWER
REAL ESTATE LTD. BROKERAGE

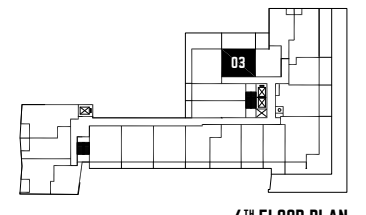
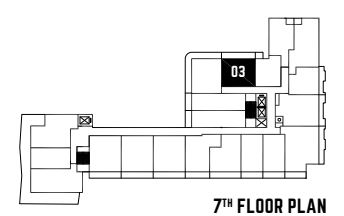
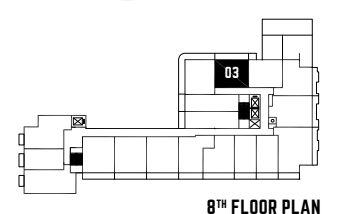
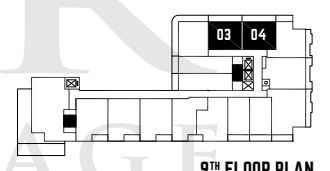
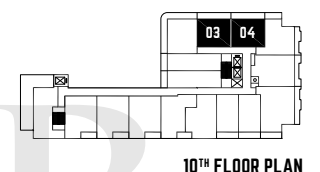
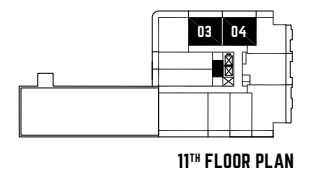
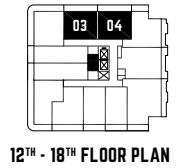
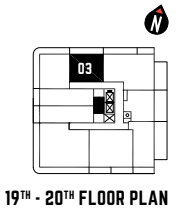
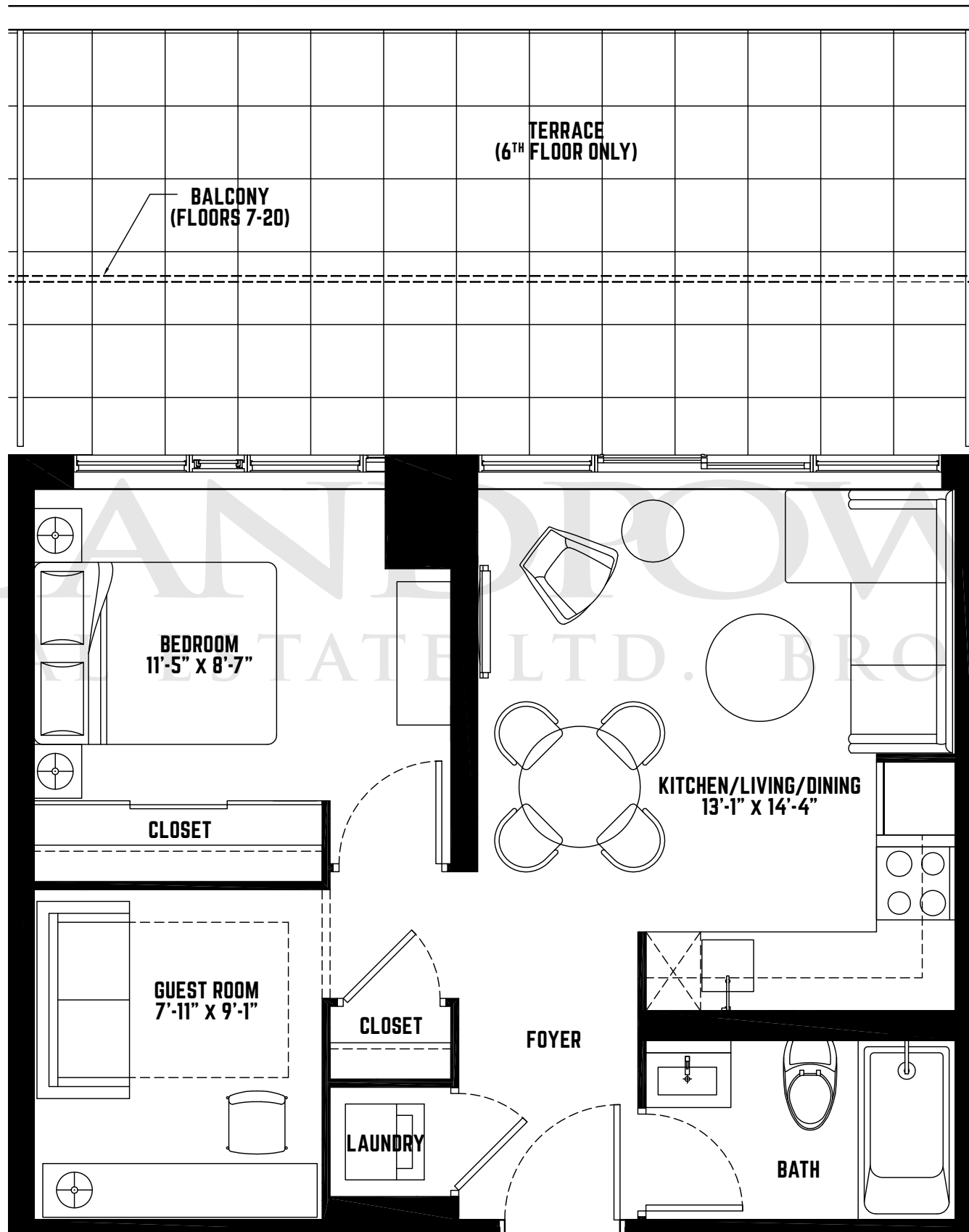
THIS PLAN IS NOT TO SCALE AND IS SUBJECT TO ARCHITECTURAL REVIEW AND REVISION, INCLUDING WITHOUT LIMITATION, THE UNIT BEING CONSTRUCTED WITH A LAYOUT THAT IS THE REVERSE OF THAT SET OUT ABOVE. REFER TO DRAFT CONDOMINIUM PLAN IN THE DISCLOSURE STATEMENT FOR ACTUAL UNIT ORIENTATION. ALL DETAILS ARE APPROXIMATE AND SUBJECT TO CHANGE WITHOUT NOTICE IN ORDER TO COMPLY WITH BUILDING SITE CONDITIONS AND MUNICIPAL, STRUCTURAL, AND VENDOR AND/OR ARCHITECTURAL REQUIREMENTS. BALCONIES, TERRACES AND PATIOS ARE EXCLUSIVE USE COMMON ELEMENTS, SHOWN FOR DISPLAY PURPOSES ONLY AND LOCATION AND SIZE OF SUCH ARE SUBJECT TO CHANGE WITHOUT NOTICE. WINDOW LOCATION, SIZE AND TYPE MAY VARY WITHOUT NOTICE. E. 6 O.E. MAY 2015.

UNIT 565A

ONE BEDROOM
+ GUEST ROOM

INTERIOR 565 SQ.FT.
EXTERIOR 302 SQ.FT. (6TH FLOOR)
EXTERIOR 128 SQ.FT. (FLOORS 7-20)

CONDOS



THIS PLAN IS NOT TO SCALE AND IS SUBJECT TO ARCHITECTURAL REVIEW AND REVISION, INCLUDING WITHOUT LIMITATION, THE UNIT BEING CONSTRUCTED WITH A LAYOUT THAT IS THE REVERSE OF THAT SET OUT ABOVE. REFER TO DRAFT CONDOMINIUM PLAN IN THE DISCLOSURE STATEMENT FOR ACTUAL UNIT ORIENTATION. ALL DETAILS ARE APPROXIMATE AND SUBJECT TO CHANGE WITHOUT NOTICE IN ORDER TO COMPLY WITH BUILDING SITE CONDITIONS AND MUNICIPAL, STRUCTURAL, AND VENDOR AND/OR ARCHITECTURAL REQUIREMENTS. BALCONIES, TERRACES AND PATIOS ARE EXCLUSIVE USE COMMON ELEMENTS, SHOWN FOR DISPLAY PURPOSES ONLY AND LOCATION AND SIZE OF SUCH ARE SUBJECT TO CHANGE WITHOUT NOTICE. WINDOW LOCATION, SIZE AND TYPE MAY VARY WITHOUT NOTICE. E. 6 O.E. MAY 2015.

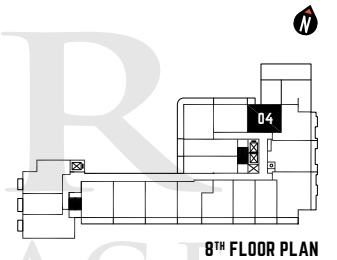
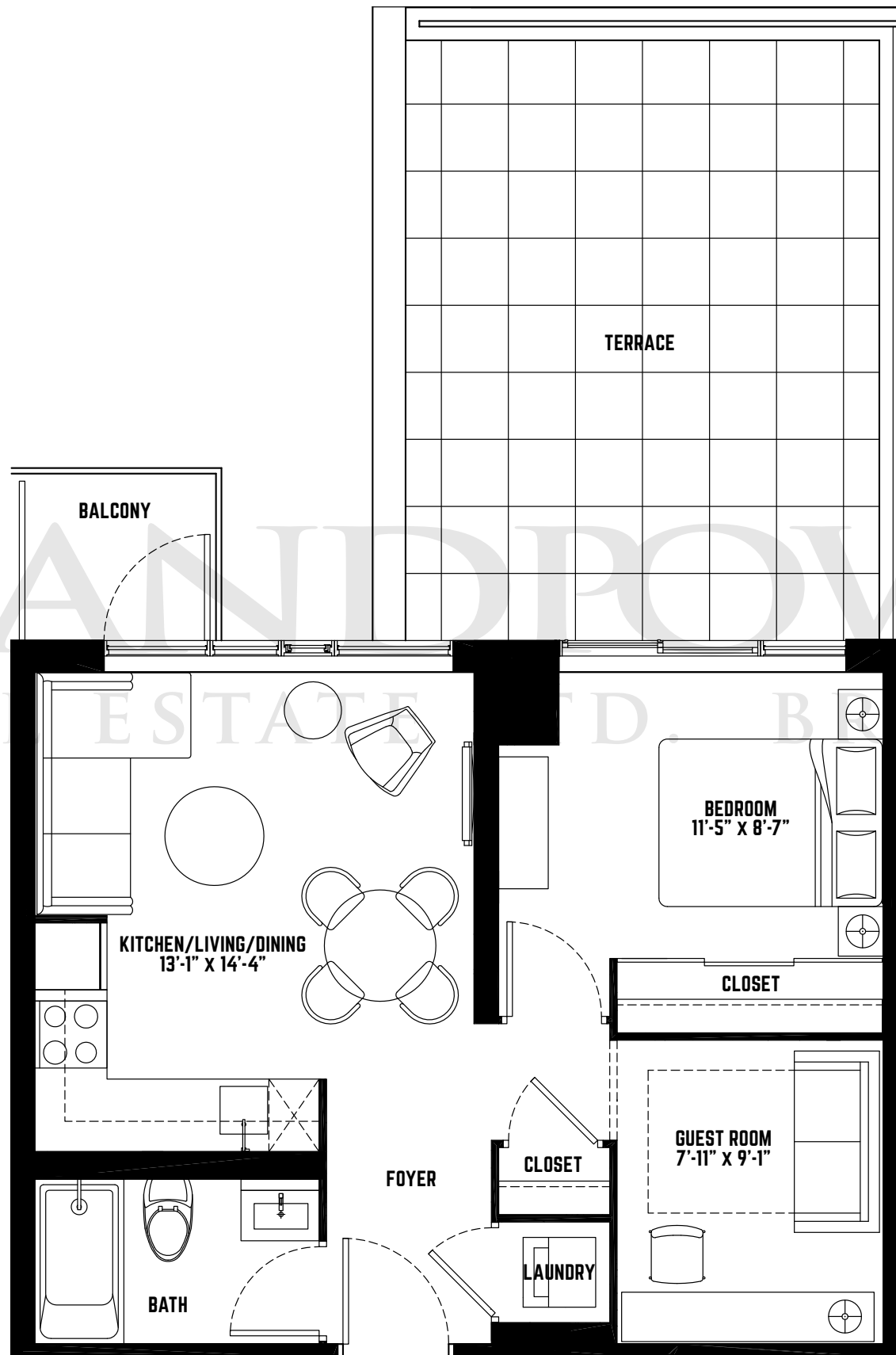
EAST
UNITED
TORONTO CONDOS

UNIT 565B

ONE BEDROOM
+ GUEST ROOM

INTERIOR 565 SQ.FT.
EXTERIOR 281 SQ.FT.

CONDOS



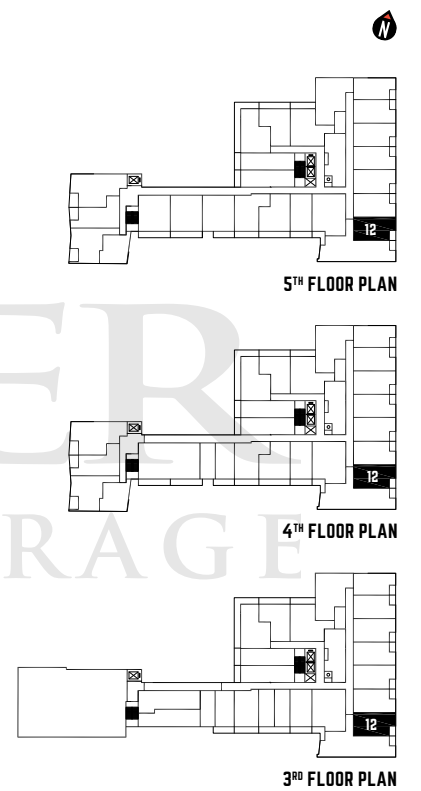
THIS PLAN IS NOT TO SCALE AND IS SUBJECT TO ARCHITECTURAL REVIEW AND REVISION, INCLUDING WITHOUT LIMITATION, THE UNIT BEING CONSTRUCTED WITH A LAYOUT THAT IS THE REVERSE OF THAT SET OUT ABOVE. REFER TO DRAFT CONDOMINIUM PLAN IN THE DISCLOSURE STATEMENT FOR ACTUAL UNIT ORIENTATION. ALL DETAILS ARE APPROXIMATE AND SUBJECT TO CHANGE WITHOUT NOTICE IN ORDER TO COMPLY WITH BUILDING SITE CONDITIONS AND MUNICIPAL, STRUCTURAL, AND VENDOR AND/OR ARCHITECTURAL REQUIREMENTS. BALCONIES, TERRACES AND PATIOS ARE EXCLUSIVE USE COMMON ELEMENTS, SHOWN FOR DISPLAY PURPOSES ONLY AND LOCATION AND SIZE OF SUCH ARE SUBJECT TO CHANGE WITHOUT NOTICE. WINDOW LOCATION, SIZE AND TYPE MAY VARY WITHOUT NOTICE. E. & O.E. MAY 2015.

UNIT 595

ONE BEDROOM
+ GUEST ROOM

INTERIOR 595 sq.ft.
EXTERIOR 33 sq.ft.

CONDOS



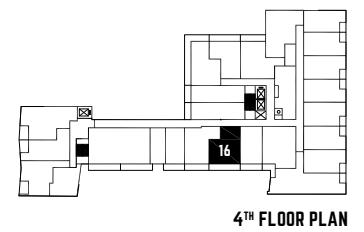
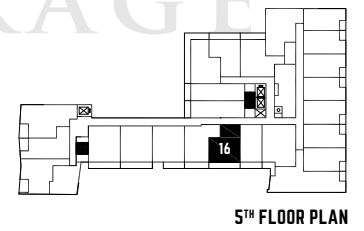
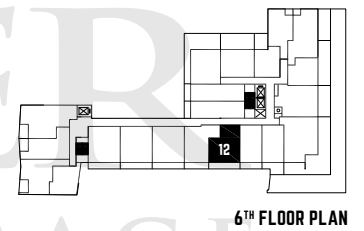
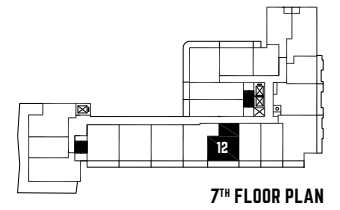
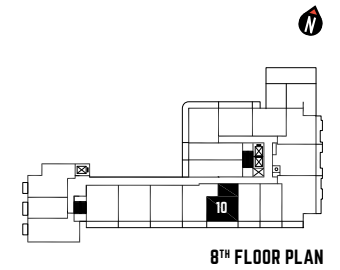
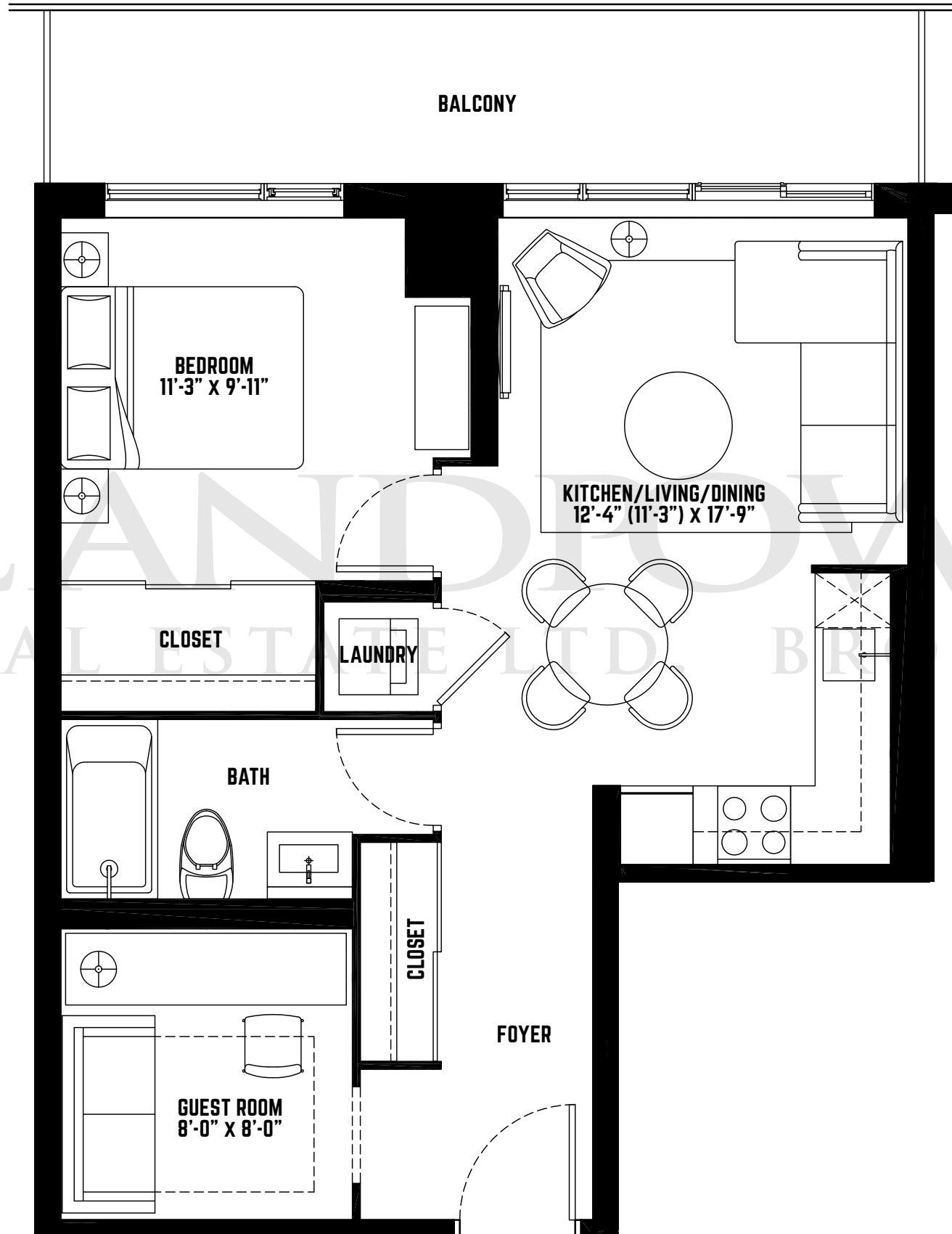
THIS PLAN IS NOT TO SCALE AND IS SUBJECT TO ARCHITECTURAL REVIEW AND REVISION, INCLUDING WITHOUT LIMITATION, THE UNIT BEING CONSTRUCTED WITH A LAYOUT THAT IS THE REVERSE OF THAT SET OUT ABOVE. REFER TO DRAFT CONDOMINIUM PLAN IN THE DISCLOSURE STATEMENT FOR ACTUAL UNIT ORIENTATION. ALL DETAILS ARE APPROXIMATE AND SUBJECT TO CHANGE WITHOUT NOTICE IN ORDER TO COMPLY WITH BUILDING SITE CONDITIONS AND MUNICIPAL, STRUCTURAL, AND VENDOR AND/OR ARCHITECTURAL REQUIREMENTS. BALCONIES, TERRACES AND PATIOS ARE EXCLUSIVE USE COMMON ELEMENTS, SHOWN FOR DISPLAY PURPOSES ONLY AND LOCATION AND SIZE OF SUCH ARE SUBJECT TO CHANGE WITHOUT NOTICE. WINDOW LOCATION, SIZE AND TYPE MAY VARY WITHOUT NOTICE. E. & O.E. MAY 2015.

UNIT 615

INTERIOR 615 SQ.FT.
EXTERIOR 114 SQ.FT.

ONE BEDROOM
+ GUEST ROOM

CONDOS



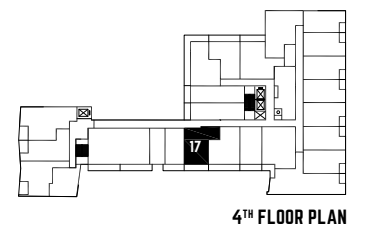
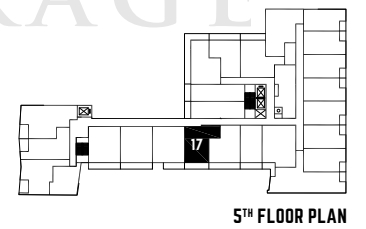
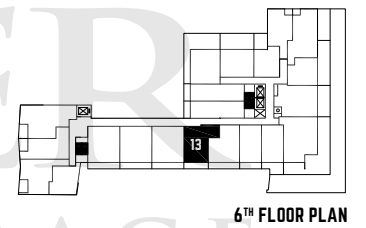
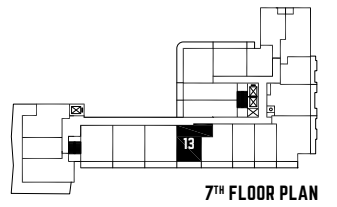
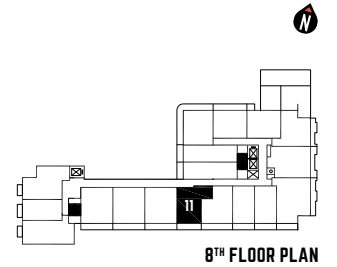
THIS PLAN IS NOT TO SCALE AND IS SUBJECT TO ARCHITECTURAL REVIEW AND REVISION, INCLUDING WITHOUT LIMITATION, THE UNIT BEING CONSTRUCTED WITH A LAYOUT THAT IS THE REVERSE OF THAT SET OUT ABOVE. REFER TO DRAFT CONDOMINIUM PLAN IN THE DISCLOSURE STATEMENT FOR ACTUAL UNIT ORIENTATION. ALL DETAILS ARE APPROXIMATE AND SUBJECT TO CHANGE WITHOUT NOTICE IN ORDER TO COMPLY WITH BUILDING SITE CONDITIONS AND MUNICIPAL, STRUCTURAL, AND VENDOR AND/OR ARCHITECTURAL REQUIREMENTS. BALCONIES, TERRACES AND PATIOS ARE EXCLUSIVE USE COMMON ELEMENTS, SHOWN FOR DISPLAY PURPOSES ONLY AND LOCATION AND SIZE OF SUCH ARE SUBJECT TO CHANGE WITHOUT NOTICE. WINDOW LOCATION, SIZE AND TYPE MAY VARY WITHOUT NOTICE. E. 6 O.E. MAY 2015.

UNIT 625

ONE BEDROOM
+ GUEST ROOM

INTERIOR 625 SQ.FT.
EXTERIOR 89 SQ.FT.

CONDOS



LAND PROWLER
REAL ESTATE LTD. BROKERAGE

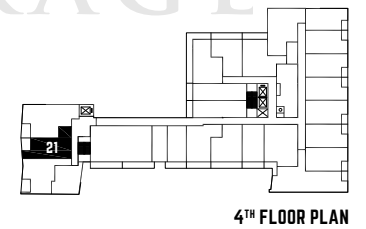
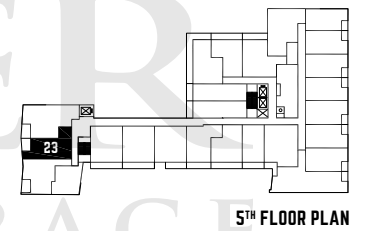
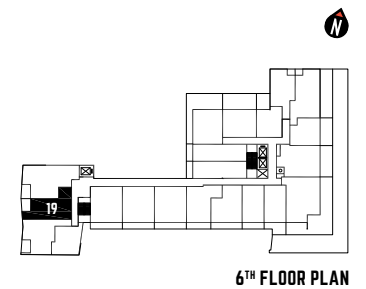
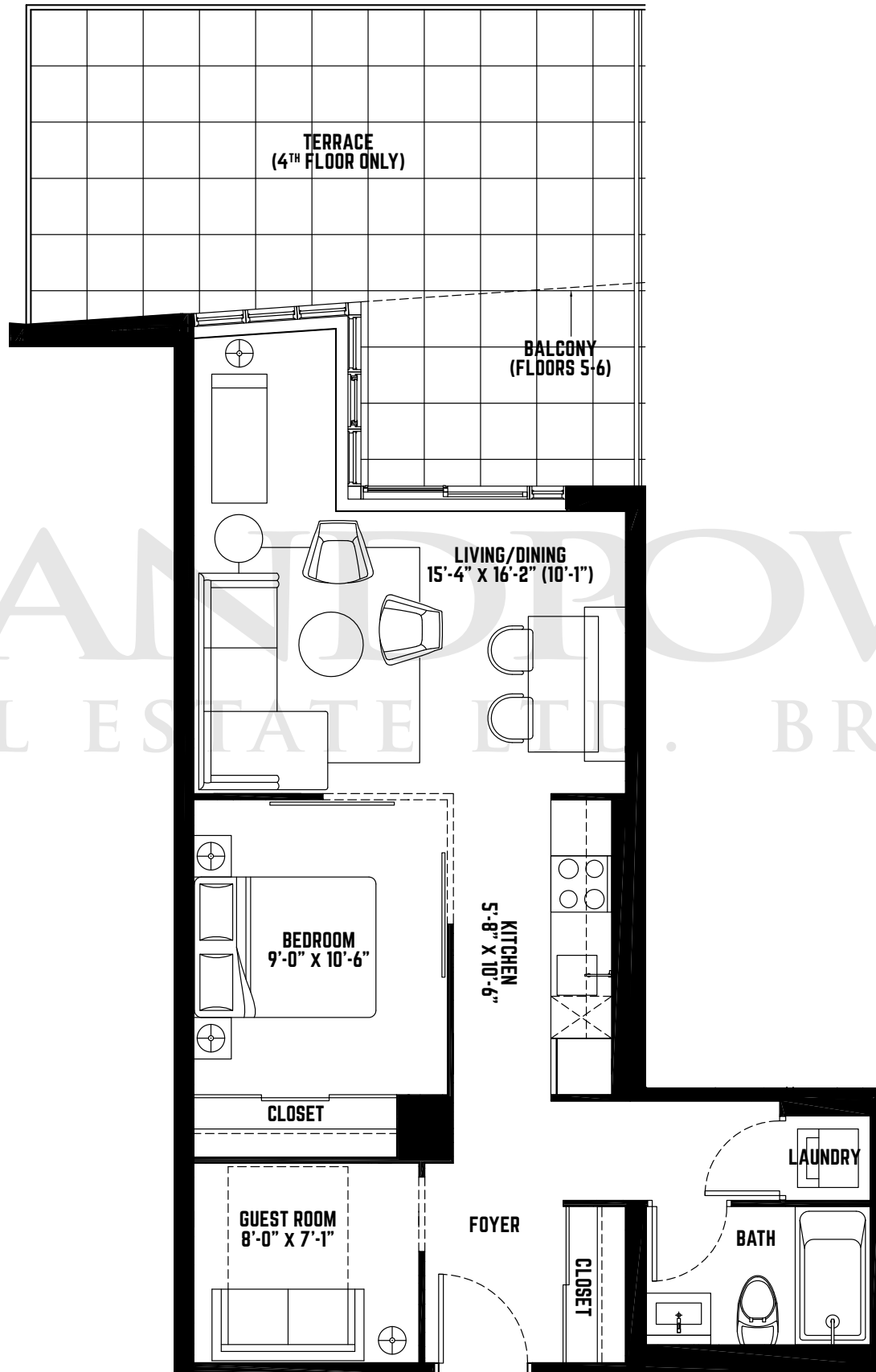
THIS PLAN IS NOT TO SCALE AND IS SUBJECT TO ARCHITECTURAL REVIEW AND REVISION, INCLUDING WITHOUT LIMITATION, THE UNIT BEING CONSTRUCTED WITH A LAYOUT THAT IS THE REVERSE OF THAT SET OUT ABOVE. REFER TO DRAFT CONDOMINIUM PLAN IN THE DISCLOSURE STATEMENT FOR ACTUAL UNIT ORIENTATION. ALL DETAILS ARE APPROXIMATE AND SUBJECT TO CHANGE WITHOUT NOTICE IN ORDER TO COMPLY WITH BUILDING SITE CONDITIONS AND MUNICIPAL, STRUCTURAL, AND VENDOR AND/OR ARCHITECTURAL REQUIREMENTS. BALCONIES, TERRACES AND PATIOS ARE EXCLUSIVE USE COMMON ELEMENTS, SHOWN FOR DISPLAY PURPOSES ONLY AND LOCATION AND SIZE OF SUCH ARE SUBJECT TO CHANGE WITHOUT NOTICE. WINDOW LOCATION, SIZE AND TYPE MAY VARY WITHOUT NOTICE. E. & O.E. MAY 2015.

UNIT 645

ONE BEDROOM
+ GUEST ROOM

INTERIOR 645 SQ.FT.
EXTERIOR 292 SQ.FT. (4TH FLOOR)
EXTERIOR 65 SQ.FT. (FLOORS 5-6)

CONDOS



LANDFLOWER
REAL ESTATE LTD. BROKERAGE

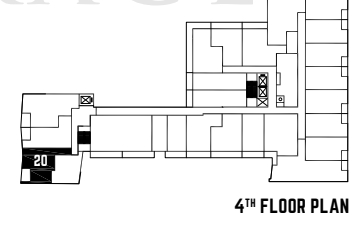
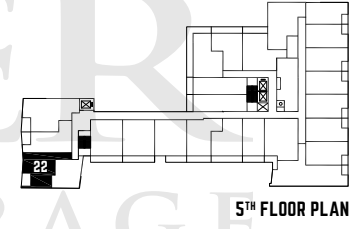
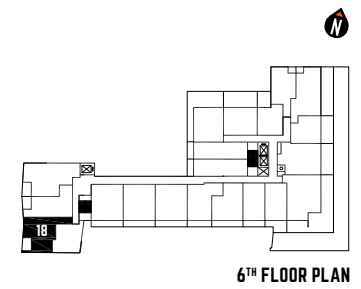
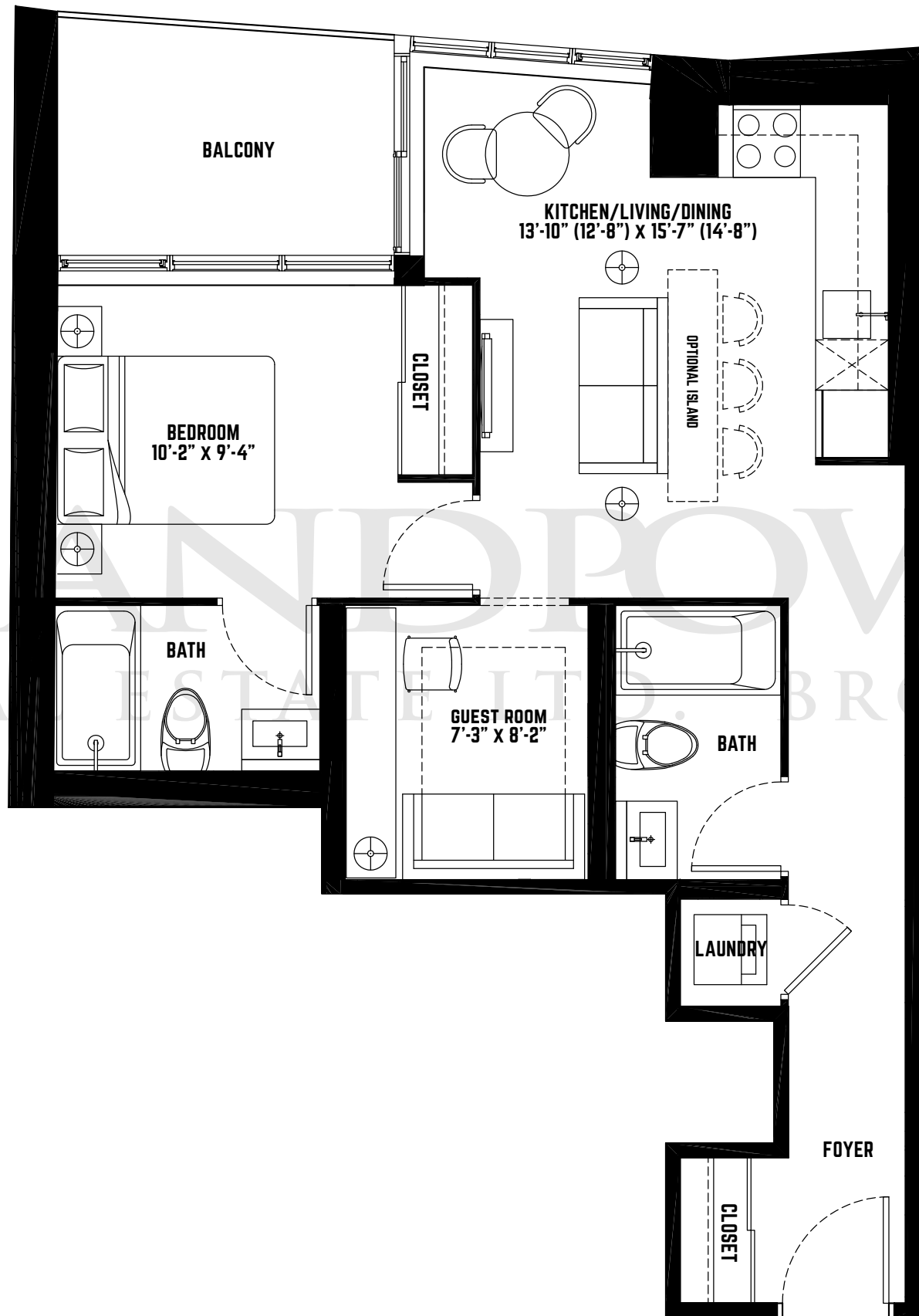
THIS PLAN IS NOT TO SCALE AND IS SUBJECT TO ARCHITECTURAL REVIEW AND REVISION, INCLUDING WITHOUT LIMITATION, THE UNIT BEING CONSTRUCTED WITH A LAYOUT THAT IS THE REVERSE OF THAT SET OUT ABOVE. REFER TO DRAFT CONDOMINIUM PLAN IN THE DISCLOSURE STATEMENT FOR ACTUAL UNIT ORIENTATION. ALL DETAILS ARE APPROXIMATE AND SUBJECT TO CHANGE WITHOUT NOTICE IN ORDER TO COMPLY WITH BUILDING SITE CONDITIONS AND MUNICIPAL, STRUCTURAL, AND VENDOR AND/OR ARCHITECTURAL REQUIREMENTS. BALCONIES, TERRACES AND PATIOS ARE EXCLUSIVE USE COMMON ELEMENTS, SHOWN FOR DISPLAY PURPOSES ONLY AND LOCATION AND SIZE OF SUCH ARE SUBJECT TO CHANGE WITHOUT NOTICE. WINDOW LOCATION, SIZE AND TYPE MAY VARY WITHOUT NOTICE. E. & O.E. MAY 2015.

UNIT 675

INTERIOR 675 SQ.FT.
EXTERIOR 67 SQ.FT.

ONE BEDROOM
+ GUEST ROOM

CONDOS



LANDPROVER
REAL ESTATE LTD. BROKERAGE

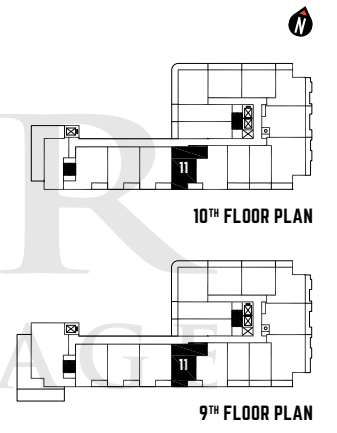
THIS PLAN IS NOT TO SCALE AND IS SUBJECT TO ARCHITECTURAL REVIEW AND REVISION, INCLUDING WITHOUT LIMITATION, THE UNIT BEING CONSTRUCTED WITH A LAYOUT THAT IS THE REVERSE OF THAT SET OUT ABOVE. REFER TO DRAFT CONDOMINIUM PLAN IN THE DISCLOSURE STATEMENT FOR ACTUAL UNIT ORIENTATION. ALL DETAILS ARE APPROXIMATE AND SUBJECT TO CHANGE WITHOUT NOTICE IN ORDER TO COMPLY WITH BUILDING SITE CONDITIONS AND MUNICIPAL, STRUCTURAL, AND VENDOR AND/OR ARCHITECTURAL REQUIREMENTS. BALCONIES, TERRACES AND PATIOS ARE EXCLUSIVE USE COMMON ELEMENTS, SHOWN FOR DISPLAY PURPOSES ONLY AND LOCATION AND SIZE OF SUCH ARE SUBJECT TO CHANGE WITHOUT NOTICE. WINDOW LOCATION, SIZE AND TYPE MAY VARY WITHOUT NOTICE. E. & O.E. MAY 2015.

UNIT 695

ONE BEDROOM
+ GUEST ROOM

INTERIOR 695 sq.ft.
EXTERIOR 25 sq.ft.

CONDOS



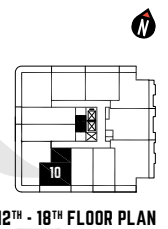
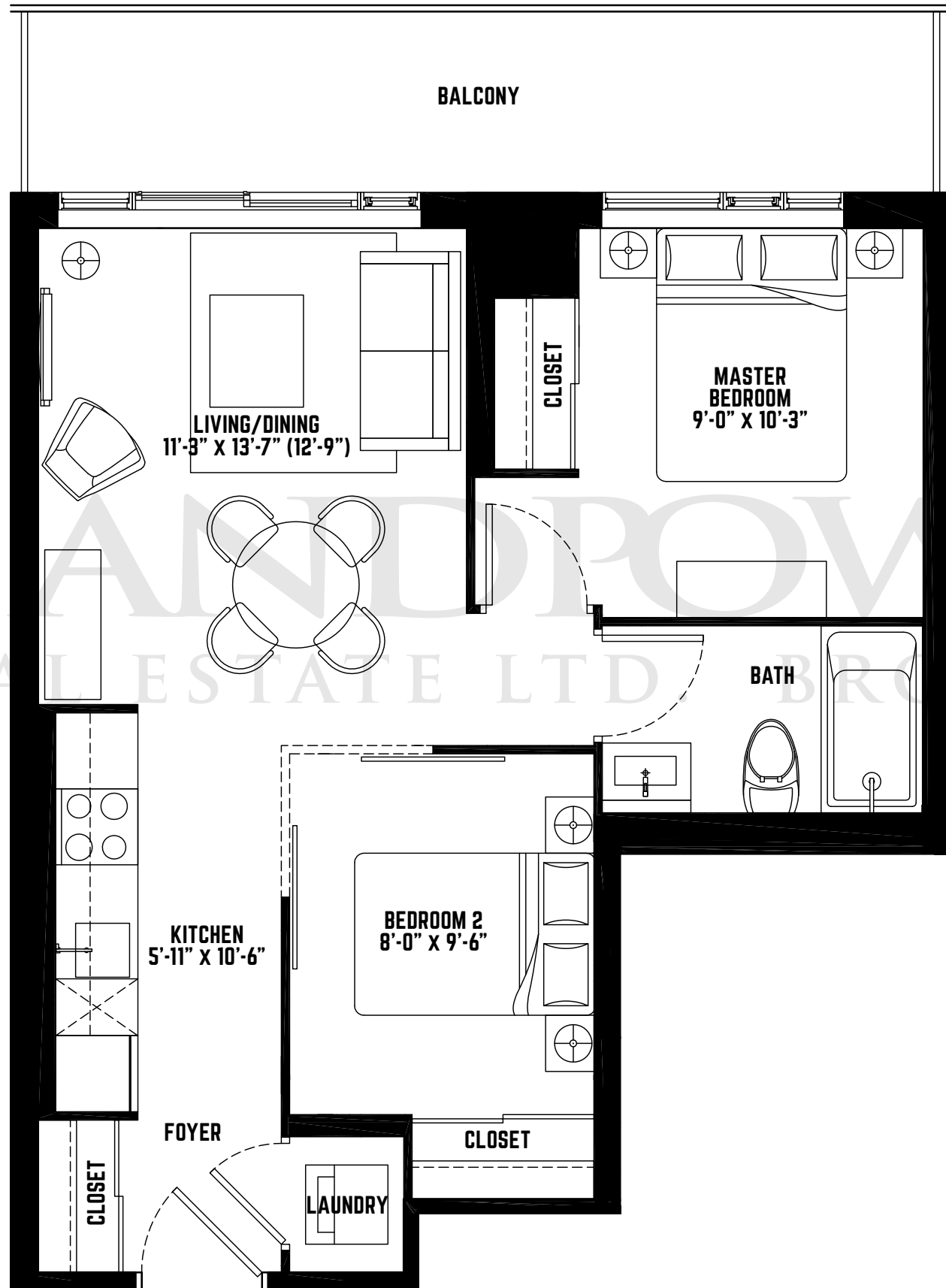
THIS PLAN IS NOT TO SCALE AND IS SUBJECT TO ARCHITECTURAL REVIEW AND REVISION, INCLUDING WITHOUT LIMITATION, THE UNIT BEING CONSTRUCTED WITH A LAYOUT THAT IS THE REVERSE OF THAT SET OUT ABOVE. REFER TO DRAFT CONDOMINIUM PLAN IN THE DISCLOSURE STATEMENT FOR ACTUAL UNIT ORIENTATION. ALL DETAILS ARE APPROXIMATE AND SUBJECT TO CHANGE WITHOUT NOTICE IN ORDER TO COMPLY WITH BUILDING SITE CONDITIONS AND MUNICIPAL, STRUCTURAL, AND VENDOR AND/OR ARCHITECTURAL REQUIREMENTS. BALCONIES, TERRACES AND PATIOS ARE EXCLUSIVE USE COMMON ELEMENTS, SHOWN FOR DISPLAY PURPOSES ONLY AND LOCATION AND SIZE OF SUCH ARE SUBJECT TO CHANGE WITHOUT NOTICE. WINDOW LOCATION, SIZE AND TYPE MAY VARY WITHOUT NOTICE. E. & O. E. MAY 2015.

UNIT 590

TWO BEDROOM

INTERIOR 590 SQ.FT.
EXTERIOR 118 SQ.FT.

CONDOS



12TH - 18TH FLOOR PLAN

THIS PLAN IS NOT TO SCALE AND IS SUBJECT TO ARCHITECTURAL REVIEW AND REVISION, INCLUDING WITHOUT LIMITATION, THE UNIT BEING CONSTRUCTED WITH A LAYOUT THAT IS THE REVERSE OF THAT SET OUT ABOVE. REFER TO DRAFT CONDOMINIUM PLAN IN THE DISCLOSURE STATEMENT FOR ACTUAL UNIT ORIENTATION. ALL DETAILS ARE APPROXIMATE AND SUBJECT TO CHANGE WITHOUT NOTICE IN ORDER TO COMPLY WITH BUILDING SITE CONDITIONS AND MUNICIPAL, STRUCTURAL, AND VENDOR AND/OR ARCHITECTURAL REQUIREMENTS. BALCONIES, TERRACES AND PATIOS ARE EXCLUSIVE USE COMMON ELEMENTS, SHOWN FOR DISPLAY PURPOSES ONLY AND LOCATION AND SIZE OF SUCH ARE SUBJECT TO CHANGE WITHOUT NOTICE. WINDOW LOCATION, SIZE AND TYPE MAY VARY WITHOUT NOTICE. E. & O.E. MAY 2015.

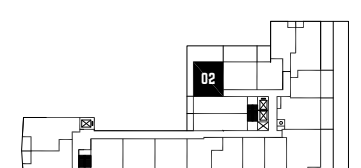
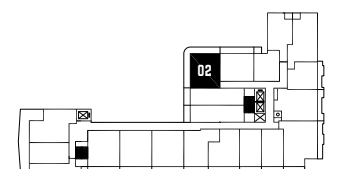
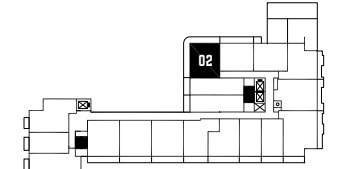
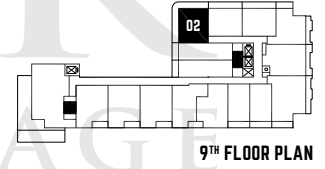
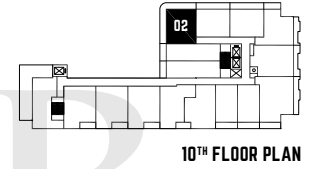
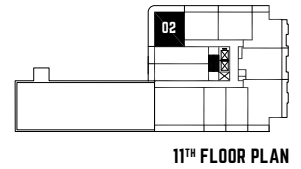
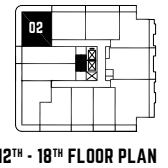
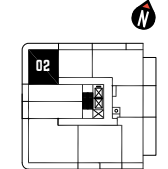
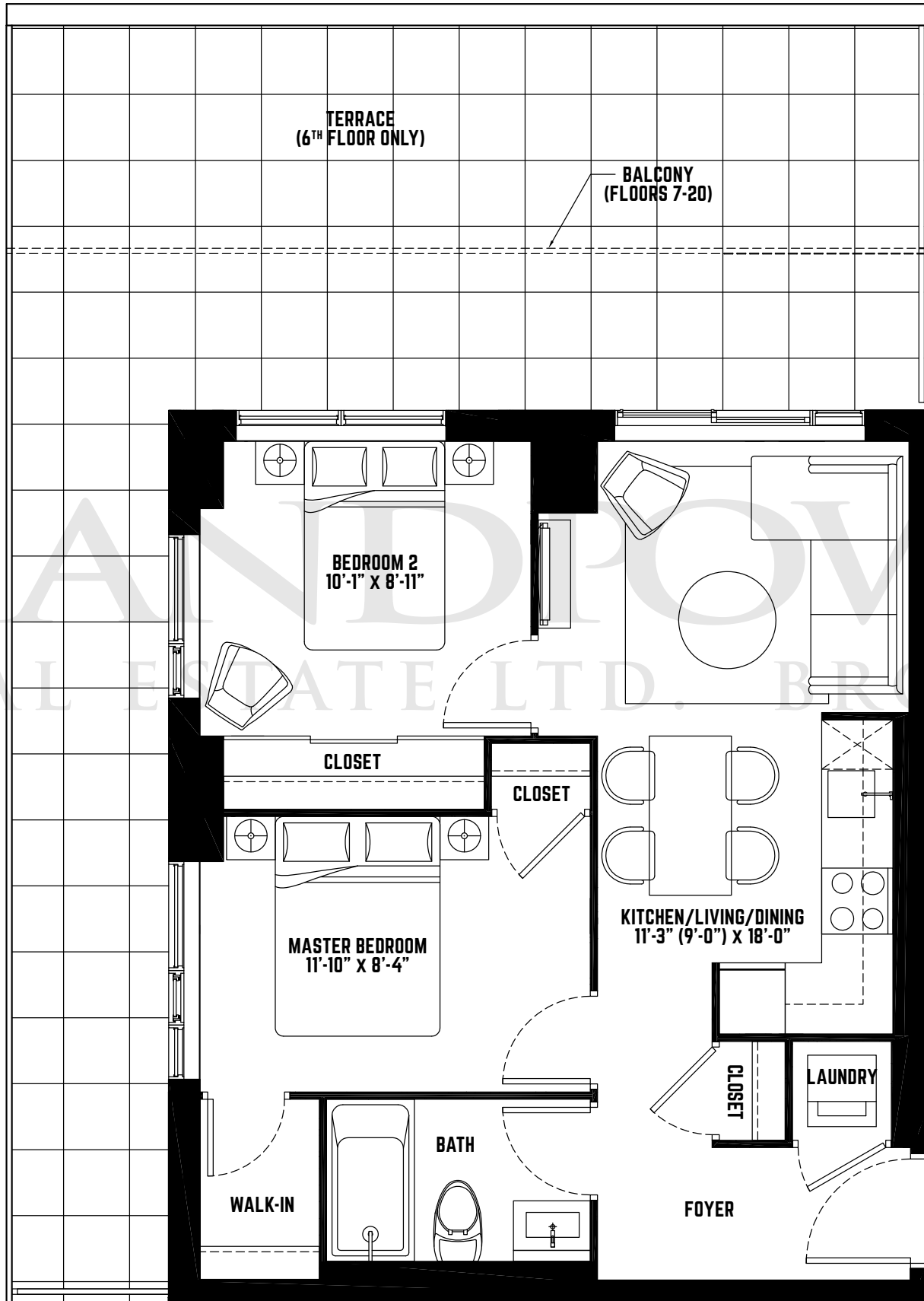
UNIT 620

TWO BEDROOM

620

INTERIOR 620 SQ.FT.
 EXTERIOR 448 SQ.FT. (6TH FLOOR)
 EXTERIOR 268 SQ.FT. (FLOORS 7-20)

CONDOS



LANDROVER REAL ESTATE LTD. BROKERAGE

THIS PLAN IS NOT TO SCALE AND IS SUBJECT TO ARCHITECTURAL REVIEW AND REVISION, INCLUDING WITHOUT LIMITATION, THE UNIT BEING CONSTRUCTED WITH A LAYOUT THAT IS THE REVERSE OF THAT SET OUT ABOVE. REFER TO DRAFT CONDOMINIUM PLAN IN THE DISCLOSURE STATEMENT FOR ACTUAL UNIT ORIENTATION. ALL DETAILS ARE APPROXIMATE AND SUBJECT TO CHANGE WITHOUT NOTICE IN ORDER TO COMPLY WITH BUILDING SITE CONDITIONS AND MUNICIPAL, STRUCTURAL, AND VENDOR AND/OR ARCHITECTURAL REQUIREMENTS. BALCONIES, TERRACES AND PATIOS ARE EXCLUSIVE USE COMMON ELEMENTS, SHOWN FOR DISPLAY PURPOSES ONLY AND LOCATION AND SIZE OF SUCH ARE SUBJECT TO CHANGE WITHOUT NOTICE. WINDOW LOCATION, SIZE AND TYPE MAY VARY WITHOUT NOTICE. E. & O. E. MAY 2015.

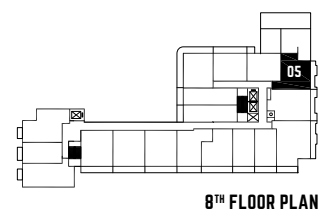
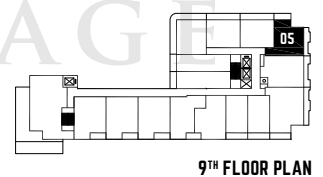
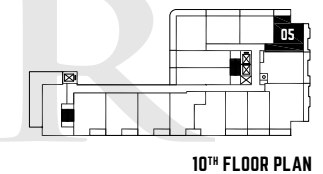
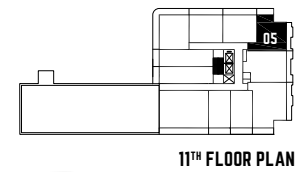
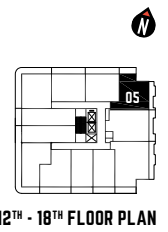
UNIT 630

TWO BEDROOM

630

INTERIOR 630 SQ.FT.
EXTERIOR 516 SQ.FT. (8TH FLOOR)
EXTERIOR 140 SQ.FT. (FLOORS 9-18)

CONDOS



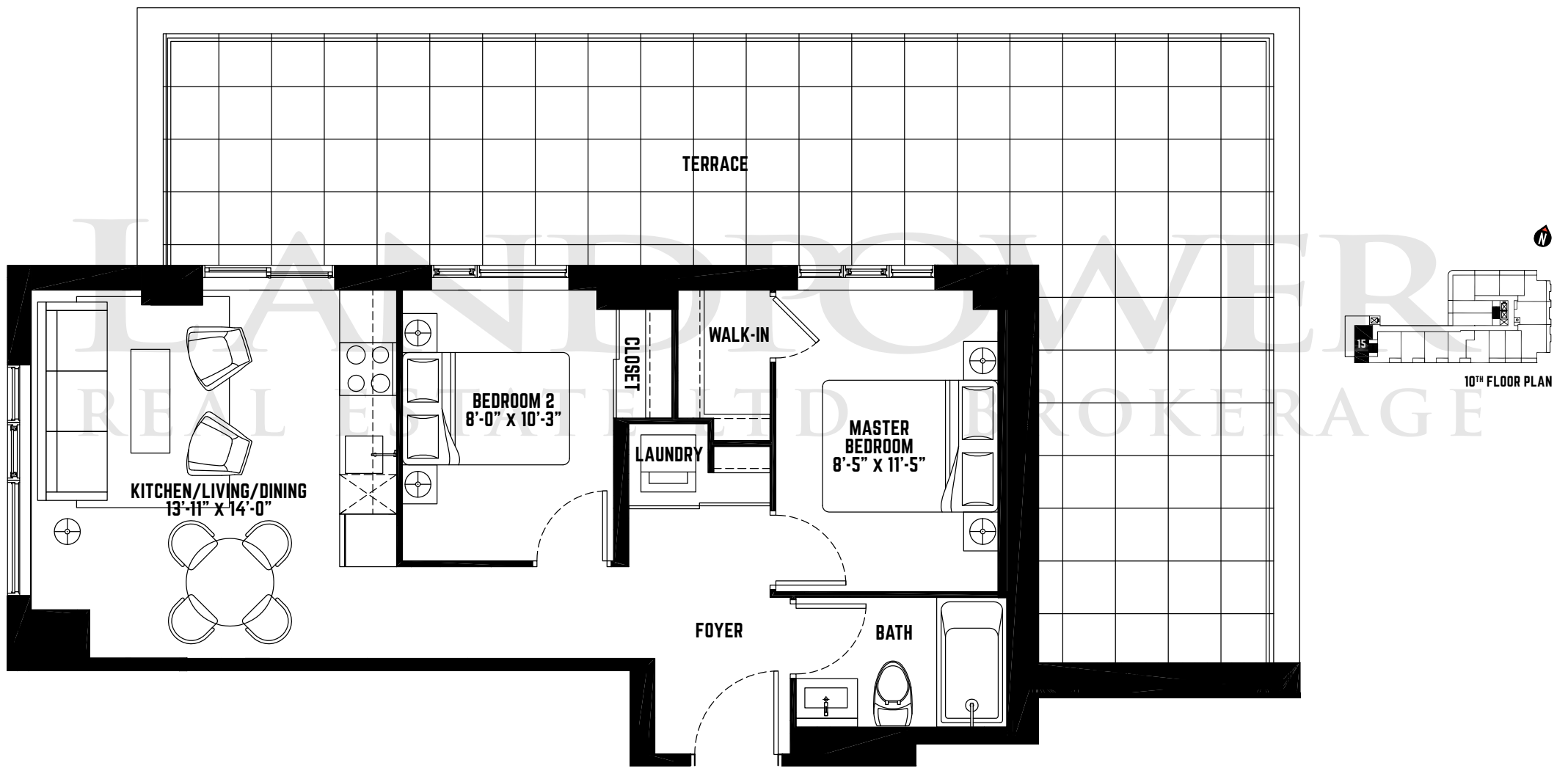
THIS PLAN IS NOT TO SCALE AND IS SUBJECT TO ARCHITECTURAL REVIEW AND REVISION, INCLUDING WITHOUT LIMITATION, THE UNIT BEING CONSTRUCTED WITH A LAYOUT THAT IS THE REVERSE OF THAT SET OUT ABOVE. REFER TO DRAFT CONDOMINIUM PLAN IN THE DISCLOSURE STATEMENT FOR ACTUAL UNIT ORIENTATION. ALL DETAILS ARE APPROXIMATE AND SUBJECT TO CHANGE WITHOUT NOTICE IN ORDER TO COMPLY WITH BUILDING SITE CONDITIONS AND MUNICIPAL, STRUCTURAL, AND VENDOR AND/OR ARCHITECTURAL REQUIREMENTS. BALCONIES, TERRACES AND PATIOS ARE EXCLUSIVE USE COMMON ELEMENTS, SHOWN FOR DISPLAY PURPOSES ONLY AND LOCATION AND SIZE OF SUCH ARE SUBJECT TO CHANGE WITHOUT NOTICE. WINDOW LOCATION, SIZE AND TYPE MAY VARY WITHOUT NOTICE. E. & O. E. MAY 2015.

UNIT 665

TWO BEDROOM

INTERIOR 665 SQ.FT.
EXTERIOR 500 SQ.FT.

CONDOS



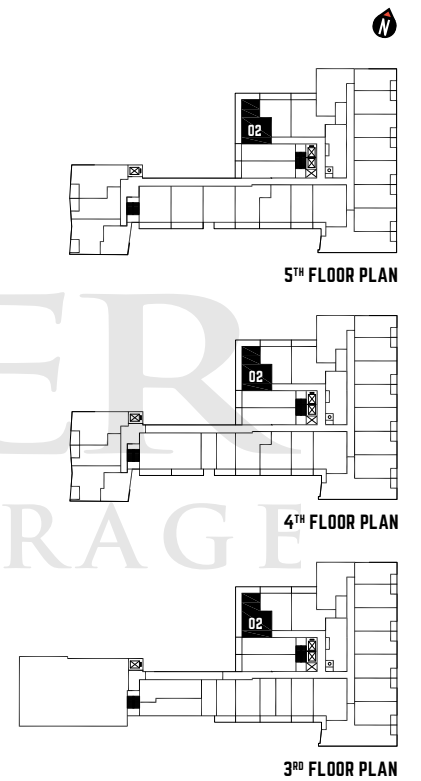
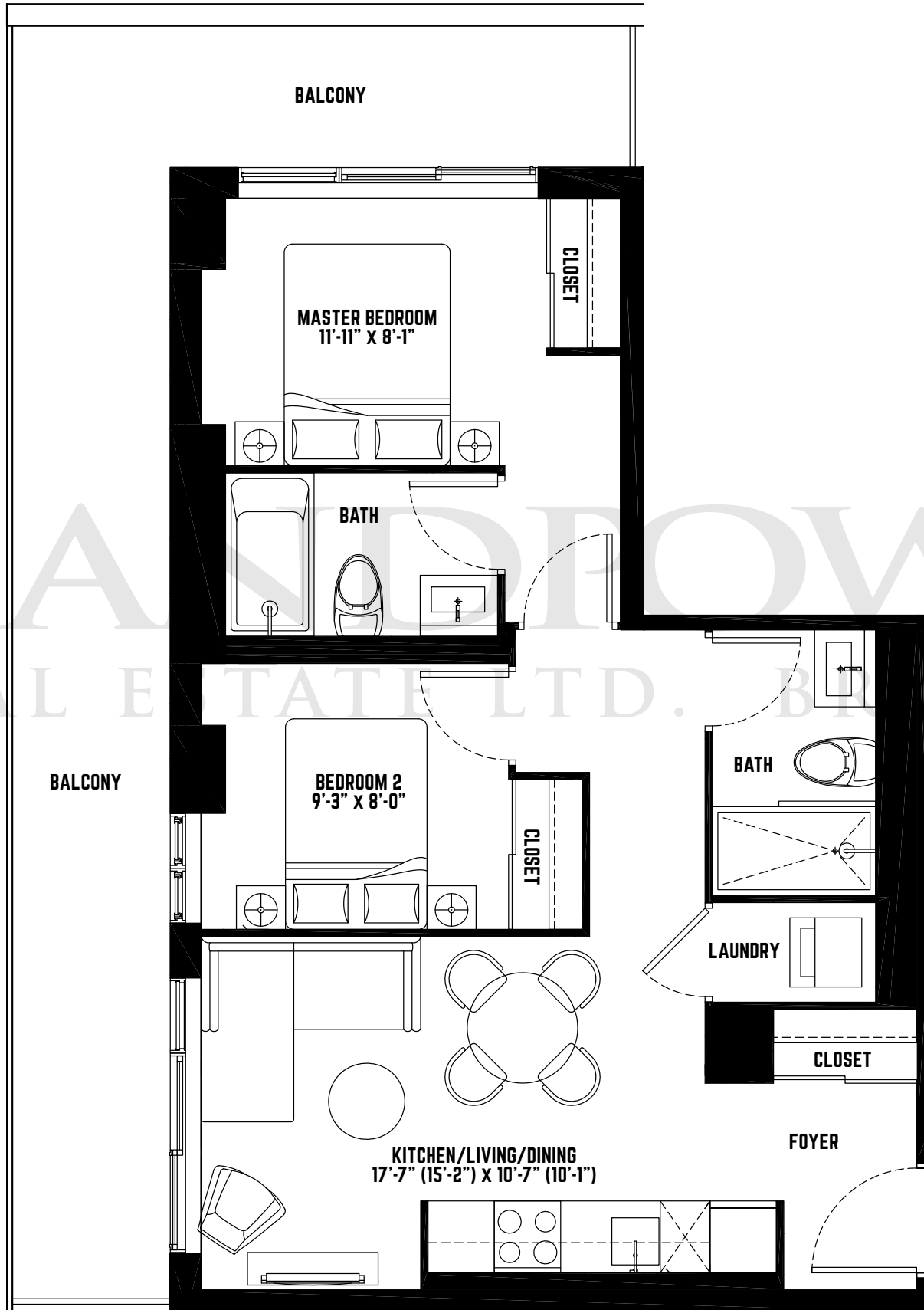
THIS PLAN IS NOT TO SCALE AND IS SUBJECT TO ARCHITECTURAL REVIEW AND REVISION, INCLUDING WITHOUT LIMITATION, THE UNIT BEING CONSTRUCTED WITH A LAYOUT THAT IS THE REVERSE OF THAT SET OUT ABOVE. REFER TO DRAFT CONDOMINIUM PLAN IN THE DISCLOSURE STATEMENT FOR ACTUAL UNIT ORIENTATION. ALL DETAILS ARE APPROXIMATE AND SUBJECT TO CHANGE WITHOUT NOTICE IN ORDER TO COMPLY WITH BUILDING SITE CONDITIONS AND MUNICIPAL, STRUCTURAL, AND VENDOR AND/OR ARCHITECTURAL REQUIREMENTS. BALCONIES, TERRACES AND PATIOS ARE EXCLUSIVE USE COMMON ELEMENTS, SHOWN FOR DISPLAY PURPOSES ONLY AND LOCATION AND SIZE OF SUCH ARE SUBJECT TO CHANGE WITHOUT NOTICE. WINDOW LOCATION, SIZE AND TYPE MAY VARY WITHOUT NOTICE. E. 6 O.E. MAY 2015.

UNIT 670

TWO BEDROOM

INTERIOR 670 SQ.FT.
EXTERIOR 240 SQ.FT.

CONDOS



LANDFLOWER REAL ESTATE LTD. BROKERAGE

THIS PLAN IS NOT TO SCALE AND IS SUBJECT TO ARCHITECTURAL REVIEW AND REVISION, INCLUDING WITHOUT LIMITATION, THE UNIT BEING CONSTRUCTED WITH A LAYOUT THAT IS THE REVERSE OF THAT SET OUT ABOVE. REFER TO DRAFT CONDOMINIUM PLAN IN THE DISCLOSURE STATEMENT FOR ACTUAL UNIT ORIENTATION. ALL DETAILS ARE APPROXIMATE AND SUBJECT TO CHANGE WITHOUT NOTICE IN ORDER TO COMPLY WITH BUILDING SITE CONDITIONS AND MUNICIPAL, STRUCTURAL, AND VENDOR AND/OR ARCHITECTURAL REQUIREMENTS. BALCONIES, TERRACES AND PATIOS ARE EXCLUSIVE USE COMMON ELEMENTS, SHOWN FOR DISPLAY PURPOSES ONLY AND LOCATION AND SIZE OF SUCH ARE SUBJECT TO CHANGE WITHOUT NOTICE. WINDOW LOCATION, SIZE AND TYPE MAY VARY WITHOUT NOTICE. E. & O. E. MAY 2015.

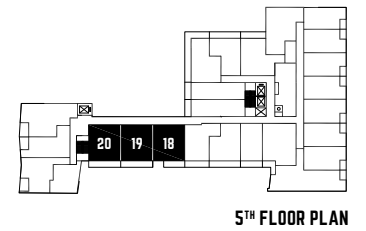
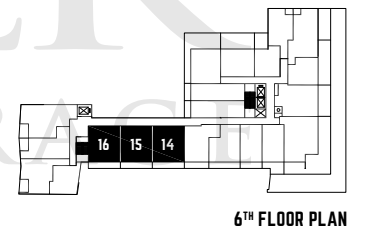
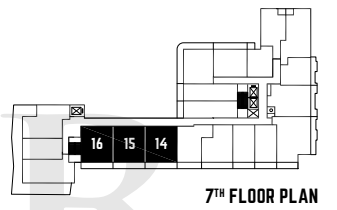
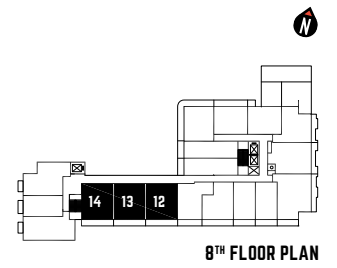
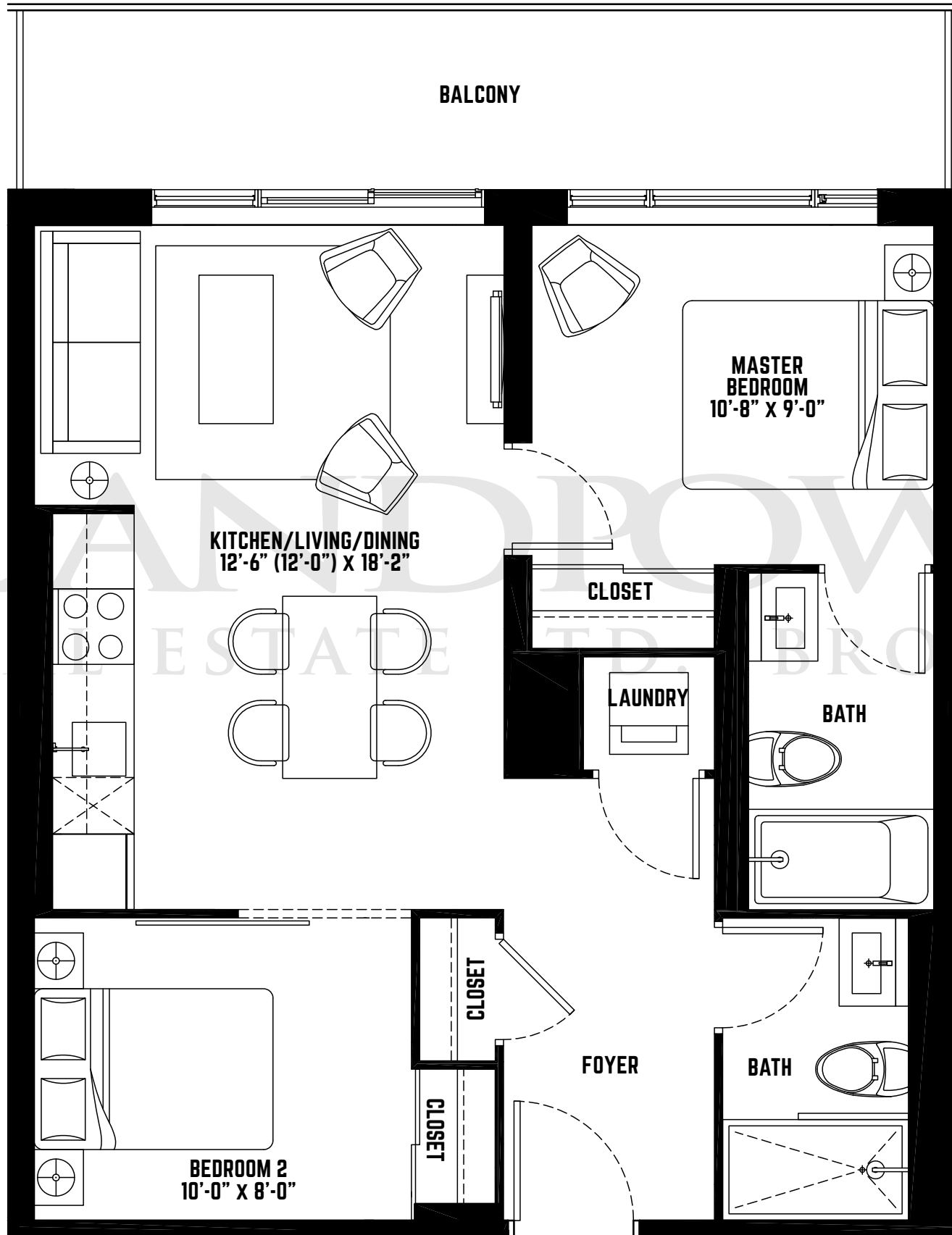
UNIT

TWO BEDROOM

698

INTERIOR 698 SQ.FT.
EXTERIOR 117 SQ.FT.

CONDOS



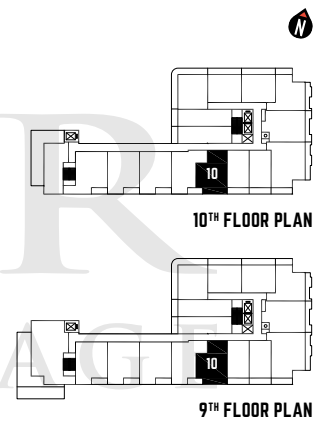
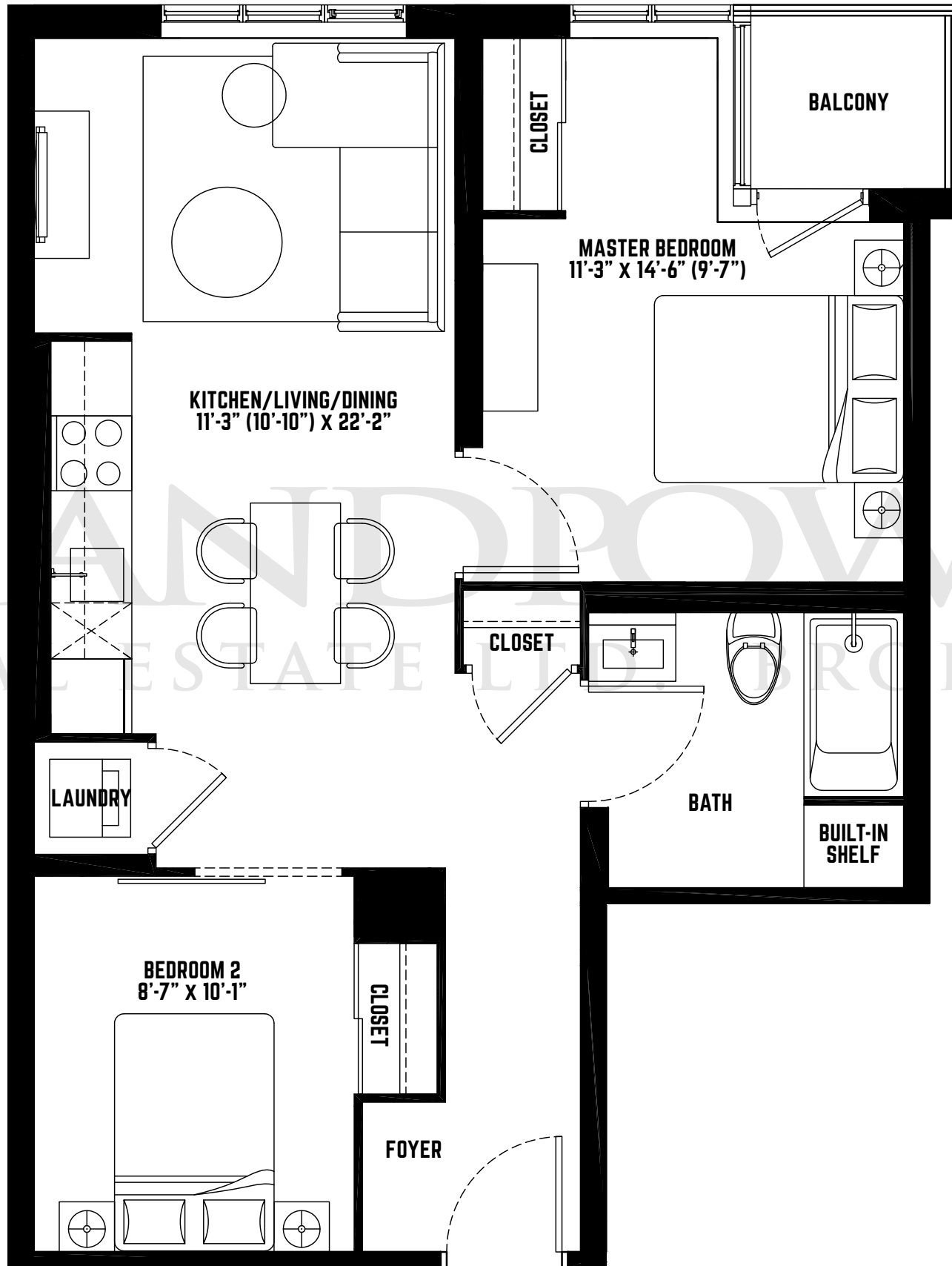
THIS PLAN IS NOT TO SCALE AND IS SUBJECT TO ARCHITECTURAL REVIEW AND REVISION, INCLUDING WITHOUT LIMITATION, THE UNIT BEING CONSTRUCTED WITH A LAYOUT THAT IS THE REVERSE OF THAT SET OUT ABOVE. REFER TO DRAFT CONDOMINIUM PLAN IN THE DISCLOSURE STATEMENT FOR ACTUAL UNIT ORIENTATION. ALL DETAILS ARE APPROXIMATE AND SUBJECT TO CHANGE WITHOUT NOTICE IN ORDER TO COMPLY WITH BUILDING SITE CONDITIONS AND MUNICIPAL, STRUCTURAL, AND VENDOR AND/OR ARCHITECTURAL REQUIREMENTS. BALCONIES, TERRACES AND PATIOS ARE EXCLUSIVE USE COMMON ELEMENTS, SHOWN FOR DISPLAY PURPOSES ONLY AND LOCATION AND SIZE OF SUCH ARE SUBJECT TO CHANGE WITHOUT NOTICE. WINDOW LOCATION, SIZE AND TYPE MAY VARY WITHOUT NOTICE. E. 6 O.E. MAY 2015.

UNIT 720

TWO BEDROOM

INTERIOR 720 SQ.FT.
EXTERIOR 25 SQ.FT.

CONDOS



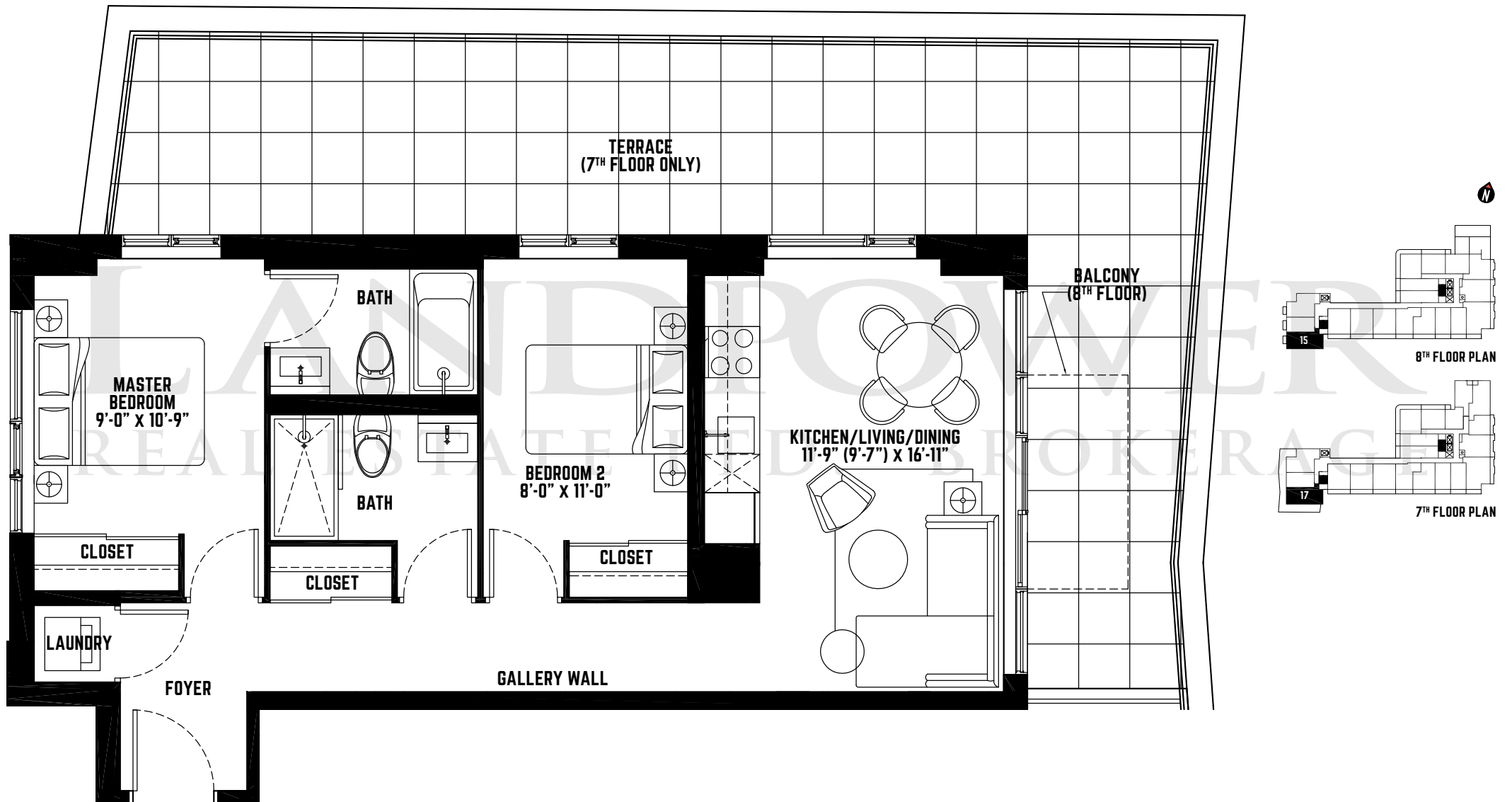
THIS PLAN IS NOT TO SCALE AND IS SUBJECT TO ARCHITECTURAL REVIEW AND REVISION, INCLUDING WITHOUT LIMITATION, THE UNIT BEING CONSTRUCTED WITH A LAYOUT THAT IS THE REVERSE OF THAT SET OUT ABOVE. REFER TO DRAFT CONDOMINIUM PLAN IN THE DISCLOSURE STATEMENT FOR ACTUAL UNIT ORIENTATION. ALL DETAILS ARE APPROXIMATE AND SUBJECT TO CHANGE WITHOUT NOTICE IN ORDER TO COMPLY WITH BUILDING SITE CONDITIONS AND MUNICIPAL, STRUCTURAL, AND VENDOR AND/OR ARCHITECTURAL REQUIREMENTS. BALCONIES, TERRACES AND PATIOS ARE EXCLUSIVE USE COMMON ELEMENTS, SHOWN FOR DISPLAY PURPOSES ONLY AND LOCATION AND SIZE OF SUCH ARE SUBJECT TO CHANGE WITHOUT NOTICE. WINDOW LOCATION, SIZE AND TYPE MAY VARY WITHOUT NOTICE. E. & O.E. MAY 2015.

UNIT 758

TWO BEDROOM

INTERIOR 758 SQ.FT.
EXTERIOR 448 SQ.FT. (7TH FLOOR)
EXTERIOR 32 SQ.FT. (8TH FLOOR)

CONDOS



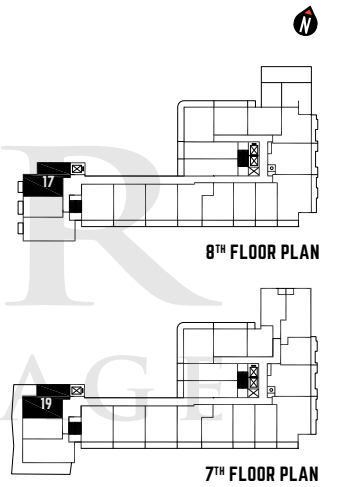
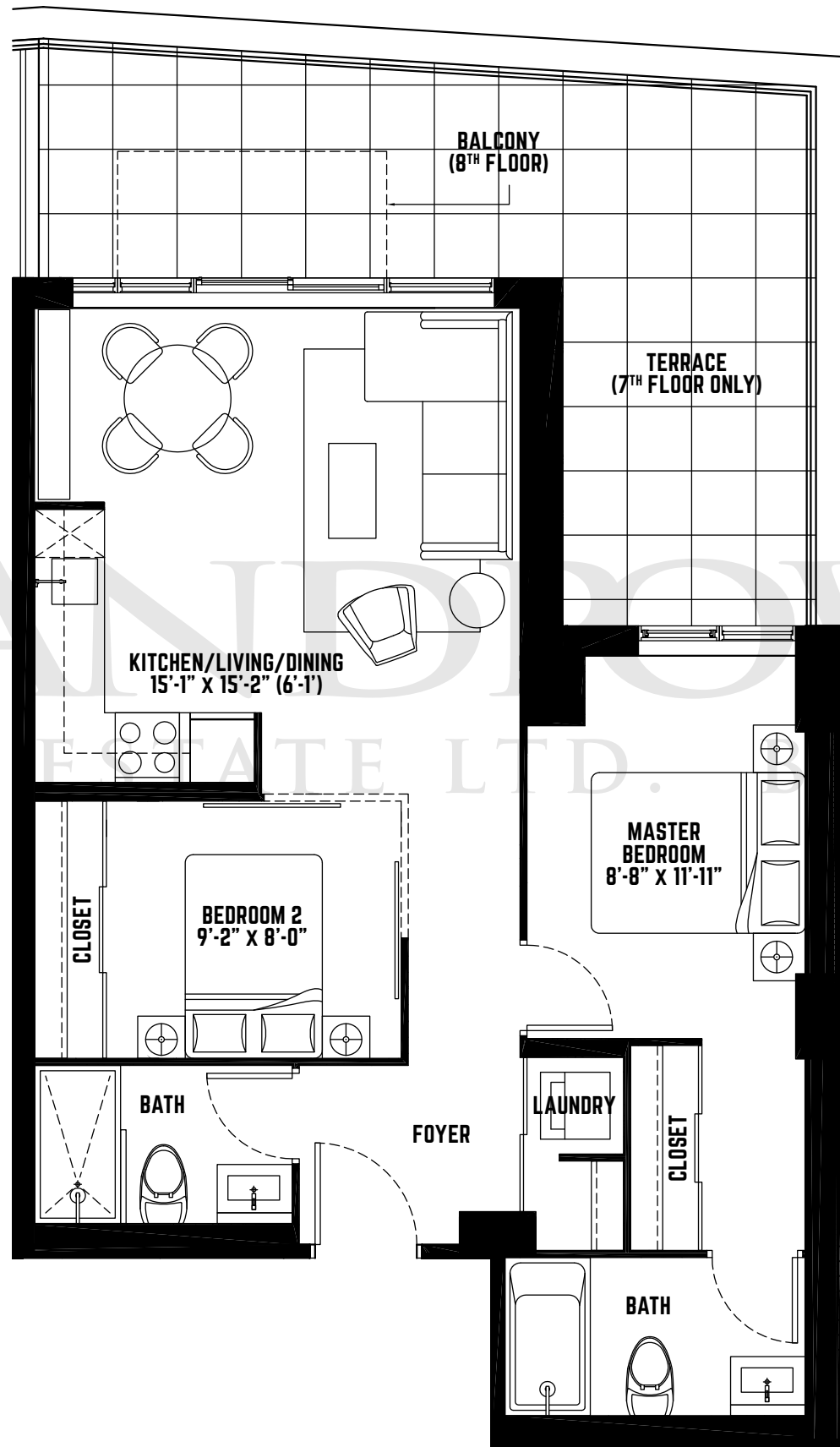
THIS PLAN IS NOT TO SCALE AND IS SUBJECT TO ARCHITECTURAL REVIEW AND REVISION, INCLUDING WITHOUT LIMITATION, THE UNIT BEING CONSTRUCTED WITH A LAYOUT THAT IS THE REVERSE OF THAT SET OUT ABOVE. REFER TO DRAFT CONDOMINIUM PLAN IN THE DISCLOSURE STATEMENT FOR ACTUAL UNIT ORIENTATION. ALL DETAILS ARE APPROXIMATE AND SUBJECT TO CHANGE WITHOUT NOTICE IN ORDER TO COMPLY WITH BUILDING SITE CONDITIONS AND MUNICIPAL, STRUCTURAL, AND VENDOR AND/OR ARCHITECTURAL REQUIREMENTS. BALCONIES, TERRACES AND PATIOS ARE EXCLUSIVE USE COMMON ELEMENTS, SHOWN FOR DISPLAY PURPOSES ONLY AND LOCATION AND SIZE OF SUCH ARE SUBJECT TO CHANGE WITHOUT NOTICE. WINDOW LOCATION, SIZE AND TYPE MAY VARY WITHOUT NOTICE. E. & O.E. MAY 2015.

UNIT 770

TWO BEDROOM

INTERIOR 770 SQ.FT.
EXTERIOR 247 SQ.FT. (7TH FLOOR)
EXTERIOR 32 SQ.FT. (8TH FLOOR)

CONDOS



LANDFLOWER
REAL ESTATE LTD. BROKERAGE

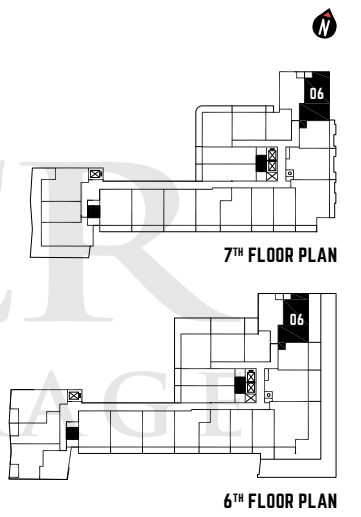
THIS PLAN IS NOT TO SCALE AND IS SUBJECT TO ARCHITECTURAL REVIEW AND REVISION, INCLUDING WITHOUT LIMITATION, THE UNIT BEING CONSTRUCTED WITH A LAYOUT THAT IS THE REVERSE OF THAT SET OUT ABOVE. REFER TO DRAFT CONDOMINIUM PLAN IN THE DISCLOSURE STATEMENT FOR ACTUAL UNIT ORIENTATION. ALL DETAILS ARE APPROXIMATE AND SUBJECT TO CHANGE WITHOUT NOTICE IN ORDER TO COMPLY WITH BUILDING SITE CONDITIONS AND MUNICIPAL, STRUCTURAL, AND VENDOR AND/OR ARCHITECTURAL REQUIREMENTS. BALCONIES, TERRACES AND PATIOS ARE EXCLUSIVE USE COMMON ELEMENTS, SHOWN FOR DISPLAY PURPOSES ONLY AND LOCATION AND SIZE OF SUCH ARE SUBJECT TO CHANGE WITHOUT NOTICE. WINDOW LOCATION, SIZE AND TYPE MAY VARY WITHOUT NOTICE. E. 6 O.E. MAY 2015.

UNIT 780

TWO BEDROOM

INTERIOR 780 SQ.FT.
EXTERIOR 368 SQ.FT. (6TH FLOOR)
EXTERIOR 91 SQ.FT. (7TH FLOOR)

CONDOS



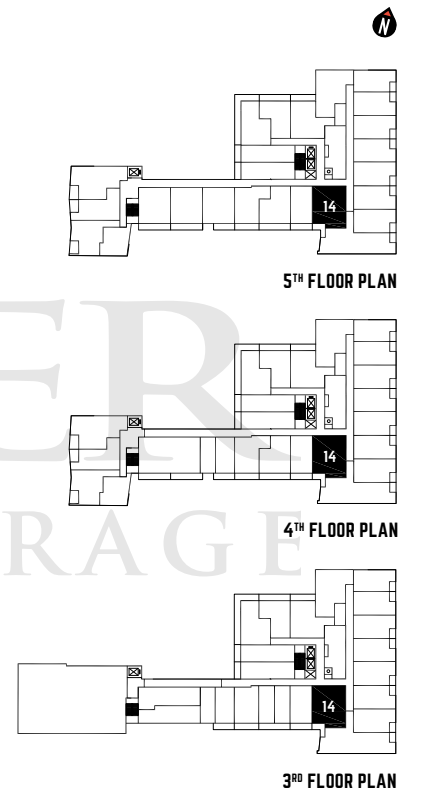
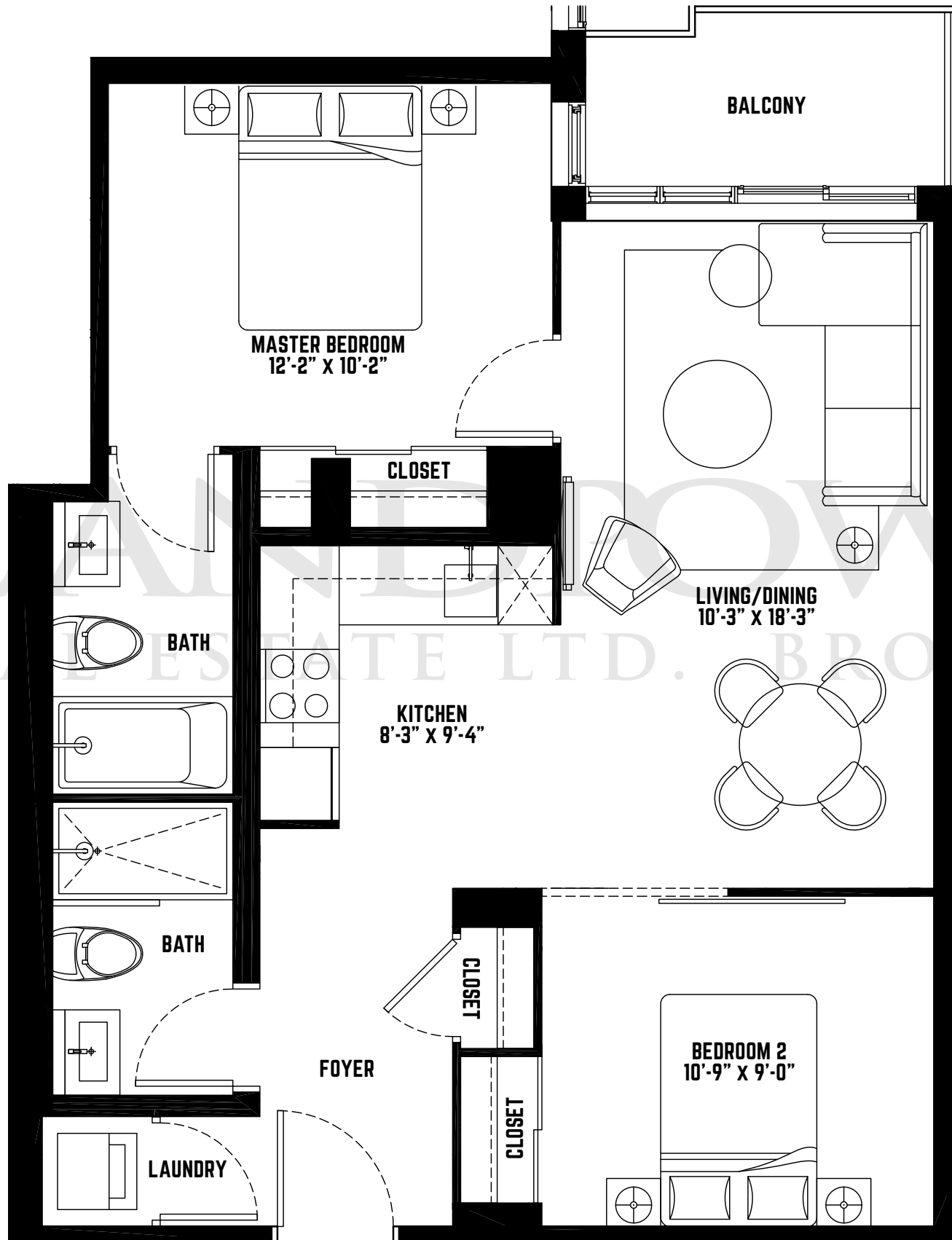
THIS PLAN IS NOT TO SCALE AND IS SUBJECT TO ARCHITECTURAL REVIEW AND REVISION, INCLUDING WITHOUT LIMITATION, THE UNIT BEING CONSTRUCTED WITH A LAYOUT THAT IS THE REVERSE OF THAT SET OUT ABOVE. REFER TO DRAFT CONDOMINIUM PLAN IN THE DISCLOSURE STATEMENT FOR ACTUAL UNIT ORIENTATION. ALL DETAILS ARE APPROXIMATE AND SUBJECT TO CHANGE WITHOUT NOTICE IN ORDER TO COMPLY WITH BUILDING SITE CONDITIONS AND MUNICIPAL, STRUCTURAL, AND VENDOR AND/OR ARCHITECTURAL REQUIREMENTS. BALCONIES, TERRACES AND PATIOS ARE EXCLUSIVE USE COMMON ELEMENTS, SHOWN FOR DISPLAY PURPOSES ONLY AND LOCATION AND SIZE OF SUCH ARE SUBJECT TO CHANGE WITHOUT NOTICE. WINDOW LOCATION, SIZE AND TYPE MAY VARY WITHOUT NOTICE. E. 6 O.E. MAY 2015.

UNIT 785

TWO BEDROOM

INTERIOR 785 SQ.FT.
EXTERIOR 44 SQ.FT.

CONDOS

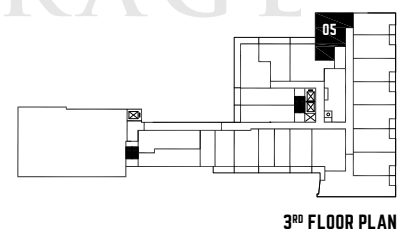
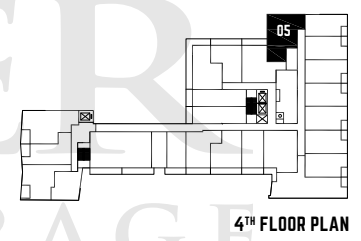
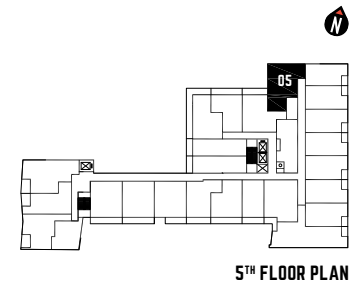


THIS PLAN IS NOT TO SCALE AND IS SUBJECT TO ARCHITECTURAL REVIEW AND REVISION, INCLUDING WITHOUT LIMITATION, THE UNIT BEING CONSTRUCTED WITH A LAYOUT THAT IS THE REVERSE OF THAT SET OUT ABOVE. REFER TO DRAFT CONDOMINIUM PLAN IN THE DISCLOSURE STATEMENT FOR ACTUAL UNIT ORIENTATION. ALL DETAILS ARE APPROXIMATE AND SUBJECT TO CHANGE WITHOUT NOTICE IN ORDER TO COMPLY WITH BUILDING SITE CONDITIONS AND MUNICIPAL, STRUCTURAL, AND VENDOR AND/OR ARCHITECTURAL REQUIREMENTS. BALCONIES, TERRACES AND PATIOS ARE EXCLUSIVE USE COMMON ELEMENTS, SHOWN FOR DISPLAY PURPOSES ONLY AND LOCATION AND SIZE OF SUCH ARE SUBJECT TO CHANGE WITHOUT NOTICE. WINDOW LOCATION, SIZE AND TYPE MAY VARY WITHOUT NOTICE. E. & O.E. MAY 2015.

UNIT 825 INTERIOR 825 sq.ft.

TWO BEDROOM

CONDOS



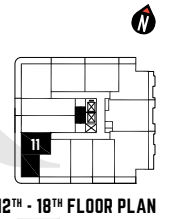
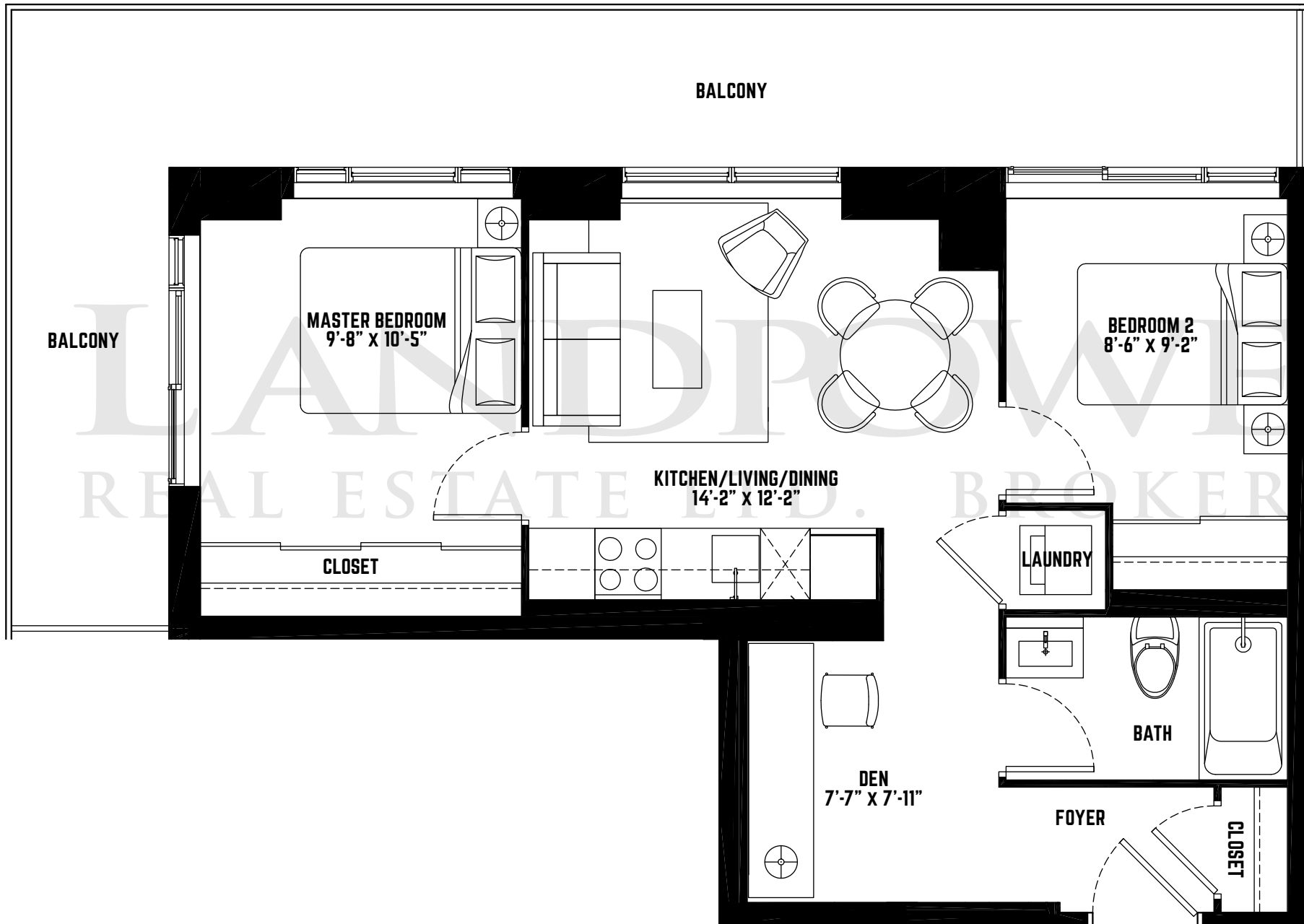
THIS PLAN IS NOT TO SCALE AND IS SUBJECT TO ARCHITECTURAL REVIEW AND REVISION, INCLUDING WITHOUT LIMITATION, THE UNIT BEING CONSTRUCTED WITH A LAYOUT THAT IS THE REVERSE OF THAT SET OUT ABOVE. REFER TO DRAFT CONDOMINIUM PLAN IN THE DISCLOSURE STATEMENT FOR ACTUAL UNIT ORIENTATION. ALL DETAILS ARE APPROXIMATE AND SUBJECT TO CHANGE WITHOUT NOTICE IN ORDER TO COMPLY WITH BUILDING SITE CONDITIONS AND MUNICIPAL, STRUCTURAL, AND VENDOR AND/OR ARCHITECTURAL REQUIREMENTS. BALCONIES, TERRACES AND PATIOS ARE EXCLUSIVE USE COMMON ELEMENTS, SHOWN FOR DISPLAY PURPOSES ONLY AND LOCATION AND SIZE OF SUCH ARE SUBJECT TO CHANGE WITHOUT NOTICE. WINDOW LOCATION, SIZE AND TYPE MAY VARY WITHOUT NOTICE. E. & O.E. MAY 2015.

UNIT 635

TWO BEDROOM
+ DEN

INTERIOR 635 SQ.FT.
EXTERIOR 260 SQ.FT.

CONDOS



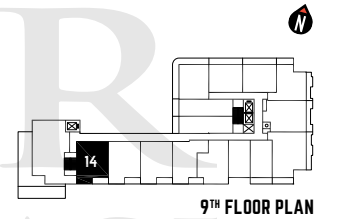
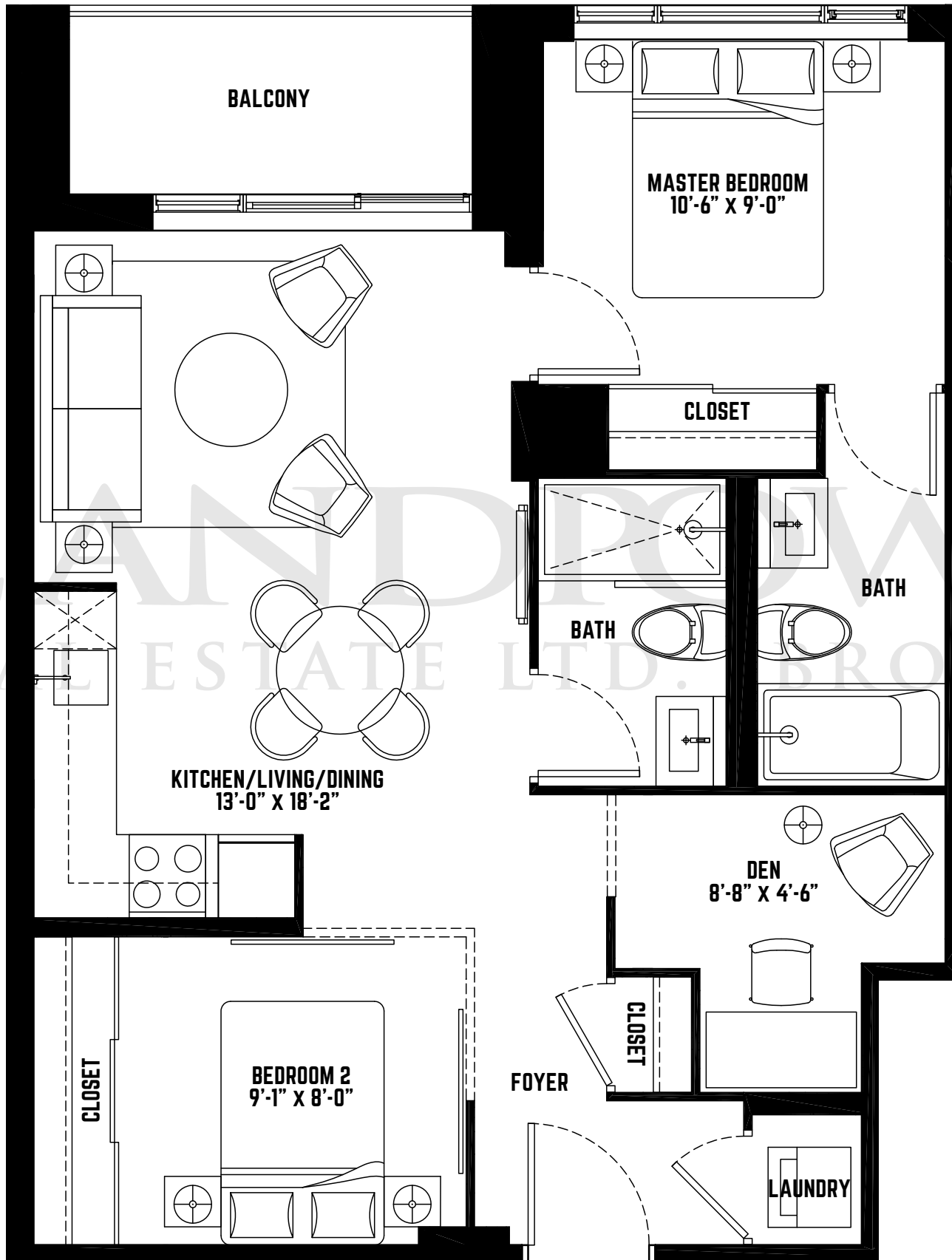
THIS PLAN IS NOT TO SCALE AND IS SUBJECT TO ARCHITECTURAL REVIEW AND REVISION, INCLUDING WITHOUT LIMITATION, THE UNIT BEING CONSTRUCTED WITH A LAYOUT THAT IS THE REVERSE OF THAT SET OUT ABOVE. REFER TO DRAFT CONDOMINIUM PLAN IN THE DISCLOSURE STATEMENT FOR ACTUAL UNIT ORIENTATION. ALL DETAILS ARE APPROXIMATE AND SUBJECT TO CHANGE WITHOUT NOTICE IN ORDER TO COMPLY WITH BUILDING SITE CONDITIONS AND MUNICIPAL, STRUCTURAL, AND VENDOR AND/OR ARCHITECTURAL REQUIREMENTS. BALCONIES, TERRACES AND PATIOS ARE EXCLUSIVE USE COMMON ELEMENTS, SHOWN FOR DISPLAY PURPOSES ONLY AND LOCATION AND SIZE OF SUCH ARE SUBJECT TO CHANGE WITHOUT NOTICE. WINDOW LOCATION, SIZE AND TYPE MAY VARY WITHOUT NOTICE. E. & O.E. MAY 2015.

UNIT 745

**TWO BEDROOM
+ DEN**

**INTERIOR 745 sq.ft.
EXTERIOR 50 sq.ft.**

CONDOS



THIS PLAN IS NOT TO SCALE AND IS SUBJECT TO ARCHITECTURAL REVIEW AND REVISION, INCLUDING WITHOUT LIMITATION, THE UNIT BEING CONSTRUCTED WITH A LAYOUT THAT IS THE REVERSE OF THAT SET OUT ABOVE. REFER TO DRAFT CONDOMINIUM PLAN IN THE DISCLOSURE STATEMENT FOR ACTUAL UNIT ORIENTATION. ALL DETAILS ARE APPROXIMATE AND SUBJECT TO CHANGE WITHOUT NOTICE IN ORDER TO COMPLY WITH BUILDING SITE CONDITIONS AND MUNICIPAL, STRUCTURAL, AND VENDOR AND/OR ARCHITECTURAL REQUIREMENTS. BALCONIES, TERRACES AND PATIOS ARE EXCLUSIVE USE COMMON ELEMENTS, SHOWN FOR DISPLAY PURPOSES ONLY AND LOCATION AND SIZE OF SUCH ARE SUBJECT TO CHANGE WITHOUT NOTICE. WINDOW LOCATION, SIZE AND TYPE MAY VARY WITHOUT NOTICE. E. & O.E. MAY 2015.

UNIT 750

TWO BEDROOM
+ DEN

INTERIOR 750 SQ.FT.
EXTERIOR 82 SQ.FT.

CONDOS



THIS PLAN IS NOT TO SCALE AND IS SUBJECT TO ARCHITECTURAL REVIEW AND REVISION, INCLUDING WITHOUT LIMITATION, THE UNIT BEING CONSTRUCTED WITH A LAYOUT THAT IS THE REVERSE OF THAT SET OUT ABOVE. REFER TO DRAFT CONDOMINIUM PLAN IN THE DISCLOSURE STATEMENT FOR ACTUAL UNIT ORIENTATION. ALL DETAILS ARE APPROXIMATE AND SUBJECT TO CHANGE WITHOUT NOTICE IN ORDER TO COMPLY WITH BUILDING SITE CONDITIONS AND MUNICIPAL, STRUCTURAL, AND VENDOR AND/OR ARCHITECTURAL REQUIREMENTS. BALCONIES, TERRACES AND PATIOS ARE EXCLUSIVE USE COMMON ELEMENTS, SHOWN FOR DISPLAY PURPOSES ONLY AND LOCATION AND SIZE OF SUCH ARE SUBJECT TO CHANGE WITHOUT NOTICE. WINDOW LOCATION, SIZE AND TYPE MAY VARY WITHOUT NOTICE. E. & O.E. MAY 2015.

UNIT 820

TWO BEDROOM
+ DEN

INTERIOR 820 SQ.FT.
EXTERIOR 50 SQ.FT.

CONDOS



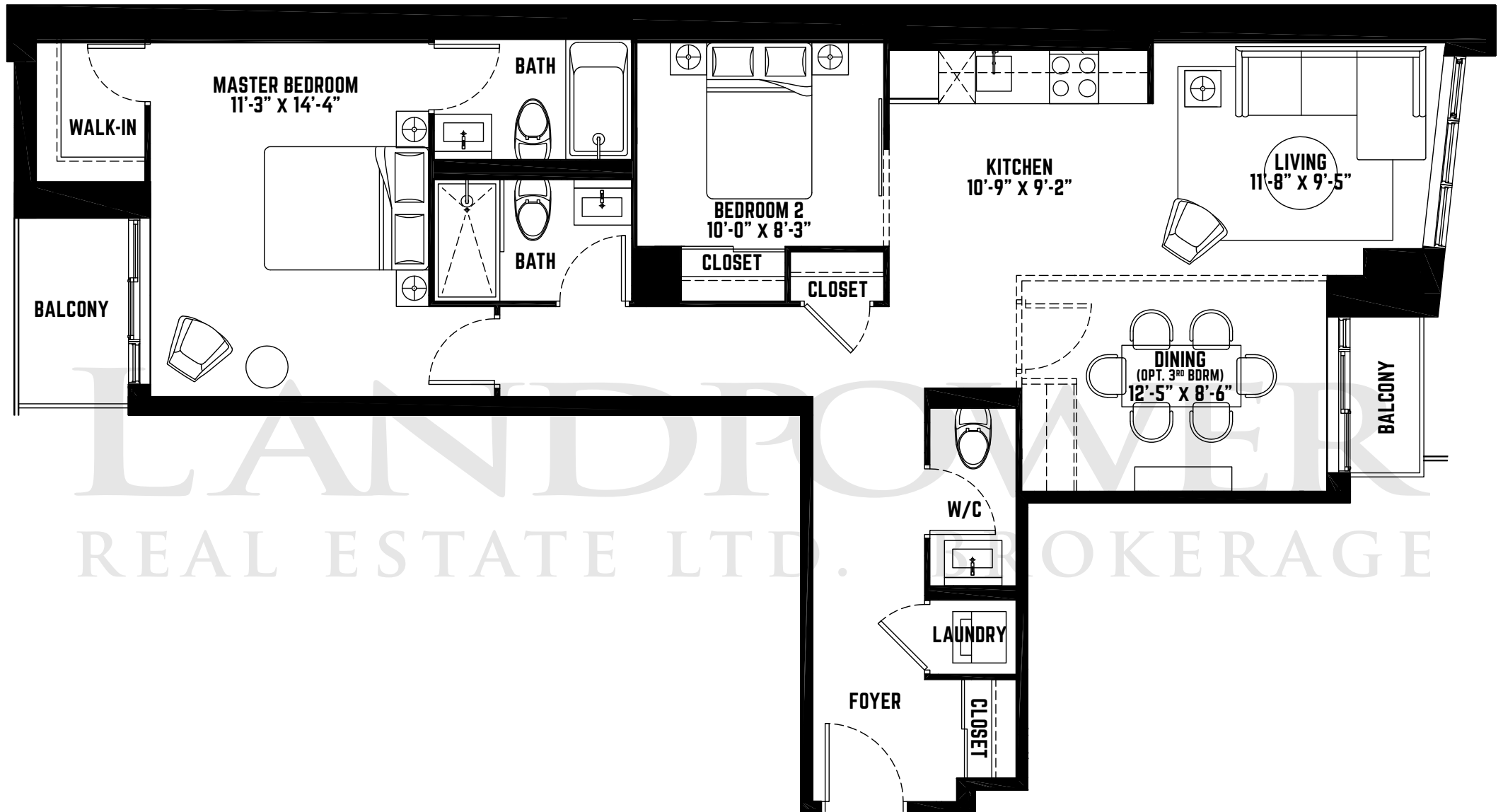
THIS PLAN IS NOT TO SCALE AND IS SUBJECT TO ARCHITECTURAL REVIEW AND REVISION, INCLUDING WITHOUT LIMITATION, THE UNIT BEING CONSTRUCTED WITH A LAYOUT THAT IS THE REVERSE OF THAT SET OUT ABOVE. REFER TO DRAFT CONDOMINIUM PLAN IN THE DISCLOSURE STATEMENT FOR ACTUAL UNIT ORIENTATION. ALL DETAILS ARE APPROXIMATE AND SUBJECT TO CHANGE WITHOUT NOTICE IN ORDER TO COMPLY WITH BUILDING SITE CONDITIONS AND MUNICIPAL, STRUCTURAL, AND VENDOR AND/OR ARCHITECTURAL REQUIREMENTS. BALCONIES, TERRACES AND PATIOS ARE EXCLUSIVE USE COMMON ELEMENTS, SHOWN FOR DISPLAY PURPOSES ONLY AND LOCATION AND SIZE OF SUCH ARE SUBJECT TO CHANGE WITHOUT NOTICE. WINDOW LOCATION, SIZE AND TYPE MAY VARY WITHOUT NOTICE. E. & O.E. MAY 2015.

UNIT 1110

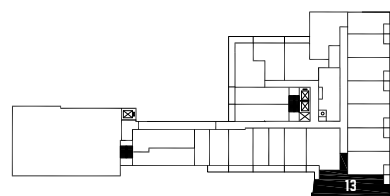
TWO BEDROOM
+ DEN OR
THREE BEDROOM

INTERIOR 1110 sq.ft.
EXTERIOR 50 sq.ft.

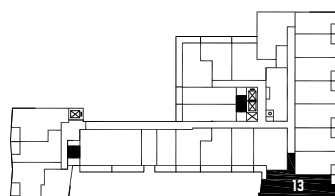
CONDOS



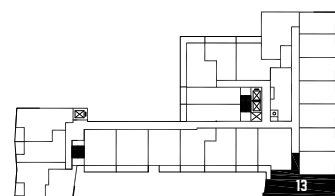
LANDPRO REAL ESTATE LTD. BROKERAGE



3RD FLOOR PLAN



4TH FLOOR PLAN



5TH FLOOR PLAN

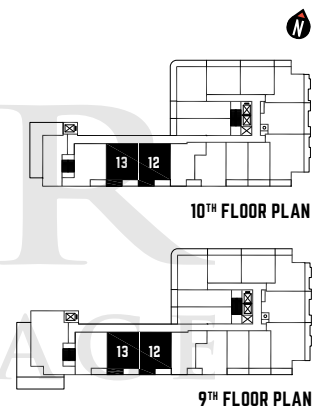
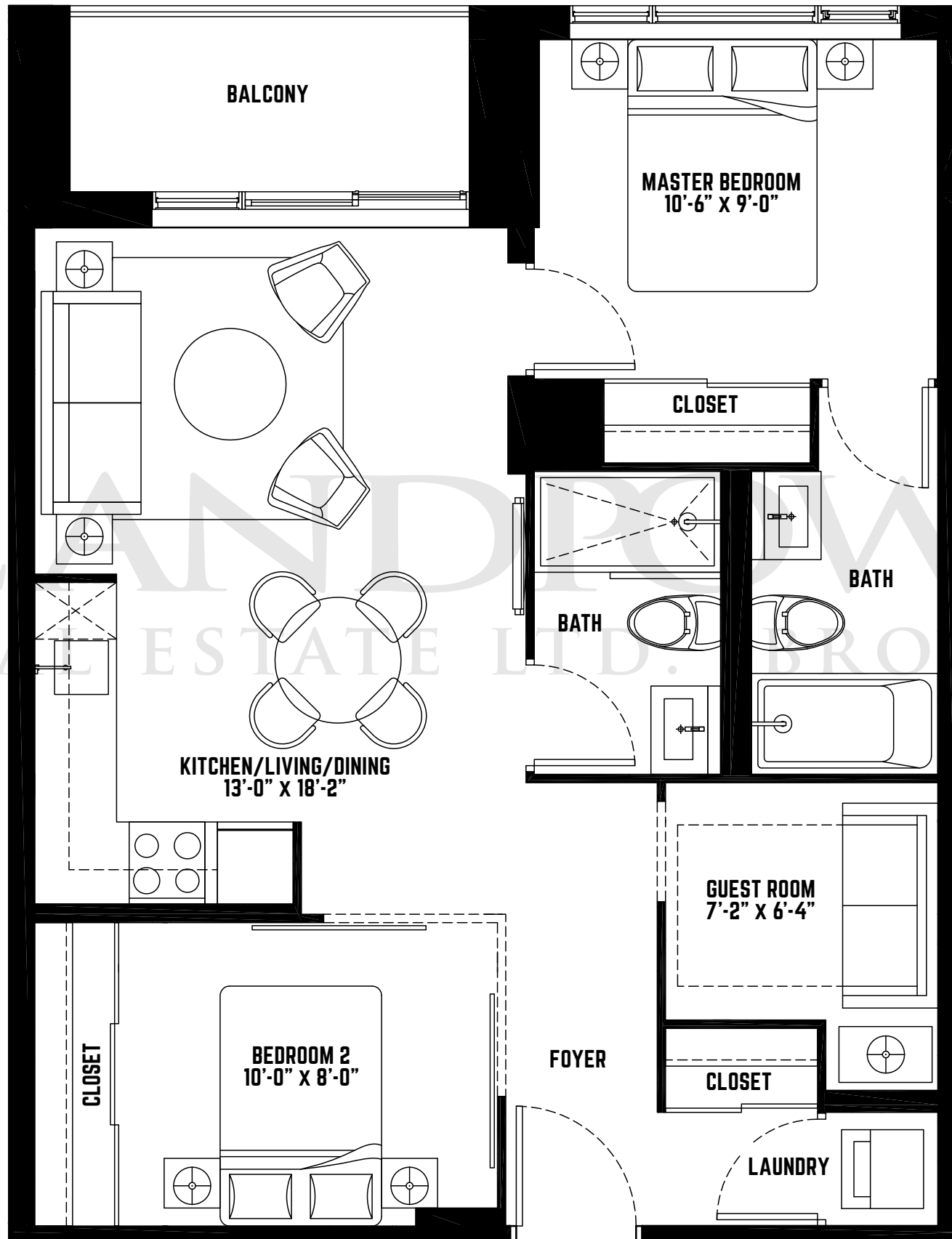
THIS PLAN IS NOT TO SCALE AND IS SUBJECT TO ARCHITECTURAL REVIEW AND REVISION, INCLUDING WITHOUT LIMITATION, THE UNIT BEING CONSTRUCTED WITH A LAYOUT THAT IS THE REVERSE OF THAT SET OUT ABOVE. REFER TO DRAFT CONDOMINIUM PLAN IN THE DISCLOSURE STATEMENT FOR ACTUAL UNIT ORIENTATION. ALL DETAILS ARE APPROXIMATE AND SUBJECT TO CHANGE WITHOUT NOTICE IN ORDER TO COMPLY WITH BUILDING SITE CONDITIONS AND MUNICIPAL, STRUCTURAL, AND VENDOR AND/OR ARCHITECTURAL REQUIREMENTS. BALCONIES, TERRACES AND PATIOS ARE EXCLUSIVE USE COMMON ELEMENTS, SHOWN FOR DISPLAY PURPOSES ONLY AND LOCATION AND SIZE OF SUCH ARE SUBJECT TO CHANGE WITHOUT NOTICE. WINDOW LOCATION, SIZE AND TYPE MAY VARY WITHOUT NOTICE. E. & O.E. MAY 2015.

UNIT 760

TWO BEDROOM
+ GUEST ROOM

INTERIOR 760 SQ.FT.
EXTERIOR 50 SQ.FT.

CONDOS



THIS PLAN IS NOT TO SCALE AND IS SUBJECT TO ARCHITECTURAL REVIEW AND REVISION, INCLUDING WITHOUT LIMITATION, THE UNIT BEING CONSTRUCTED WITH A LAYOUT THAT IS THE REVERSE OF THAT SET OUT ABOVE. REFER TO DRAFT CONDOMINIUM PLAN IN THE DISCLOSURE STATEMENT FOR ACTUAL UNIT ORIENTATION. ALL DETAILS ARE APPROXIMATE AND SUBJECT TO CHANGE WITHOUT NOTICE IN ORDER TO COMPLY WITH BUILDING SITE CONDITIONS AND MUNICIPAL, STRUCTURAL, AND VENDOR AND/OR ARCHITECTURAL REQUIREMENTS. BALCONIES, TERRACES AND PATIOS ARE EXCLUSIVE USE COMMON ELEMENTS, SHOWN FOR DISPLAY PURPOSES ONLY AND LOCATION AND SIZE OF SUCH ARE SUBJECT TO CHANGE WITHOUT NOTICE. WINDOW LOCATION, SIZE AND TYPE MAY VARY WITHOUT NOTICE. E. & O. E. MAY 2015.

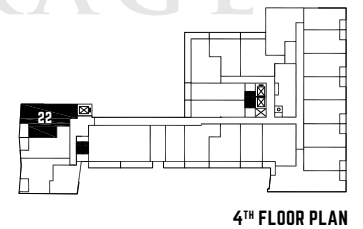
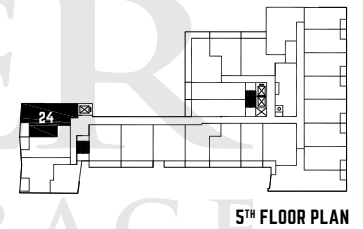
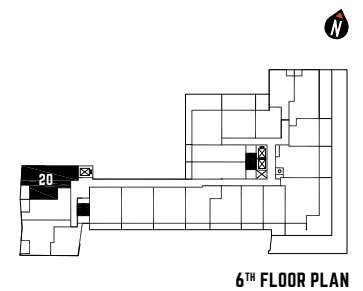
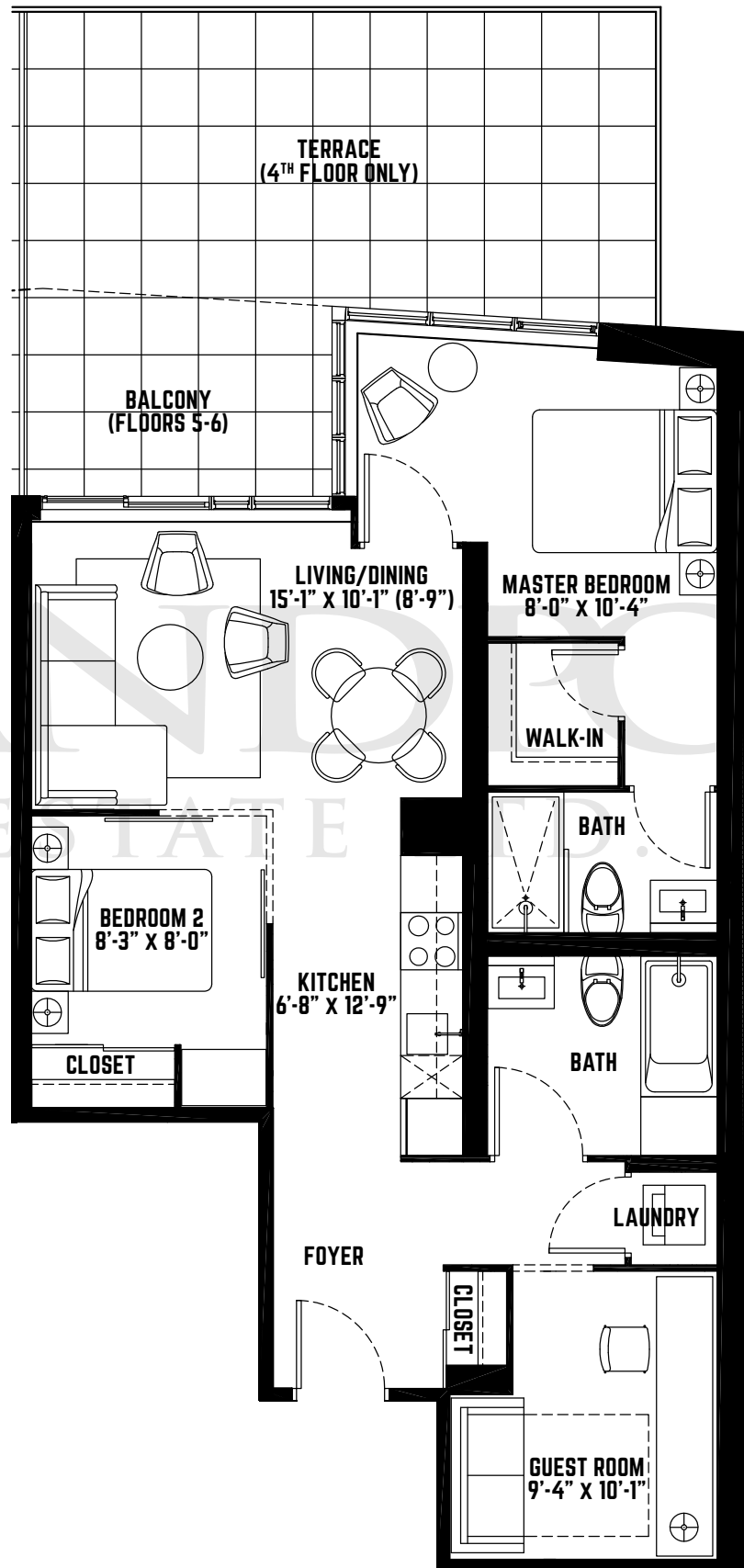
UNIT 898

TWO BEDROOM
+ GUEST ROOM

898

INTERIOR 898 SQ.FT.
EXTERIOR 303 SQ.FT. (4TH FLOOR)
EXTERIOR 73 SQ.FT. (FLOORS 5-6)

CONDOS



LANCASHIRE POWER REAL ESTATE BROKERAGE

THIS PLAN IS NOT TO SCALE AND IS SUBJECT TO ARCHITECTURAL REVIEW AND REVISION, INCLUDING WITHOUT LIMITATION, THE UNIT BEING CONSTRUCTED WITH A LAYOUT THAT IS THE REVERSE OF THAT SET OUT ABOVE. REFER TO DRAFT CONDOMINIUM PLAN IN THE DISCLOSURE STATEMENT FOR ACTUAL UNIT ORIENTATION. ALL DETAILS ARE APPROXIMATE AND SUBJECT TO CHANGE WITHOUT NOTICE IN ORDER TO COMPLY WITH BUILDING SITE CONDITIONS AND MUNICIPAL, STRUCTURAL, AND VENDOR AND/OR ARCHITECTURAL REQUIREMENTS. BALCONIES, TERRACES AND PATIOS ARE EXCLUSIVE USE COMMON ELEMENTS, SHOWN FOR DISPLAY PURPOSES ONLY AND LOCATION AND SIZE OF SUCH ARE SUBJECT TO CHANGE WITHOUT NOTICE. WINDOW LOCATION, SIZE AND TYPE MAY VARY WITHOUT NOTICE. E. 6 O.E. MAY 2015.

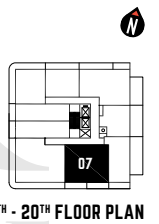
**EAST
UNITED**
TORONTO CONDOS

UNIT 985

**TWO BEDROOM
+ GUEST ROOM**

**INTERIOR 985 SQ.FT.
EXTERIOR 165 SQ.FT.**

CONDOS



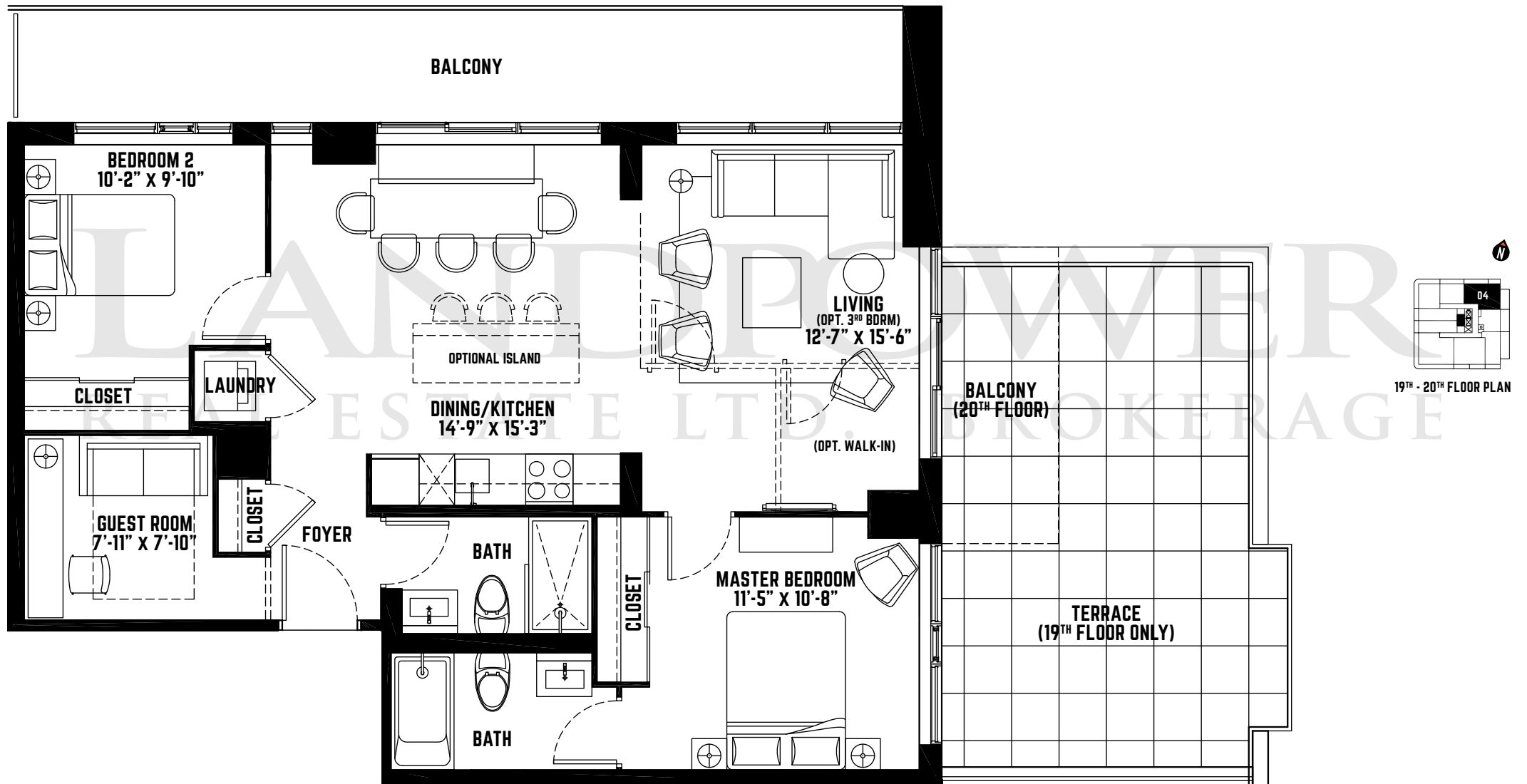
THIS PLAN IS NOT TO SCALE AND IS SUBJECT TO ARCHITECTURAL REVIEW AND REVISION, INCLUDING WITHOUT LIMITATION, THE UNIT BEING CONSTRUCTED WITH A LAYOUT THAT IS THE REVERSE OF THAT SET OUT ABOVE. REFER TO DRAFT CONDOMINIUM PLAN IN THE DISCLOSURE STATEMENT FOR ACTUAL UNIT ORIENTATION. ALL DETAILS ARE APPROXIMATE AND SUBJECT TO CHANGE WITHOUT NOTICE IN ORDER TO COMPLY WITH BUILDING SITE CONDITIONS AND MUNICIPAL, STRUCTURAL, AND VENDOR AND/OR ARCHITECTURAL REQUIREMENTS. BALCONIES, TERRACES AND PATIOS ARE EXCLUSIVE USE COMMON ELEMENTS, SHOWN FOR DISPLAY PURPOSES ONLY AND LOCATION AND SIZE OF SUCH ARE SUBJECT TO CHANGE WITHOUT NOTICE. WINDOW LOCATION, SIZE AND TYPE MAY VARY WITHOUT NOTICE. E. & O.E. MAY 2015.

UNIT 995

TWO BEDROOM
+ GUEST ROOM OR
THREE BEDROOM

INTERIOR 995 SQ.FT.
EXTERIOR 470 SQ.FT. (19TH FLOOR)
EXTERIOR 245 SQ.FT. (20TH FLOOR)

CONDOS



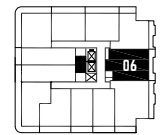
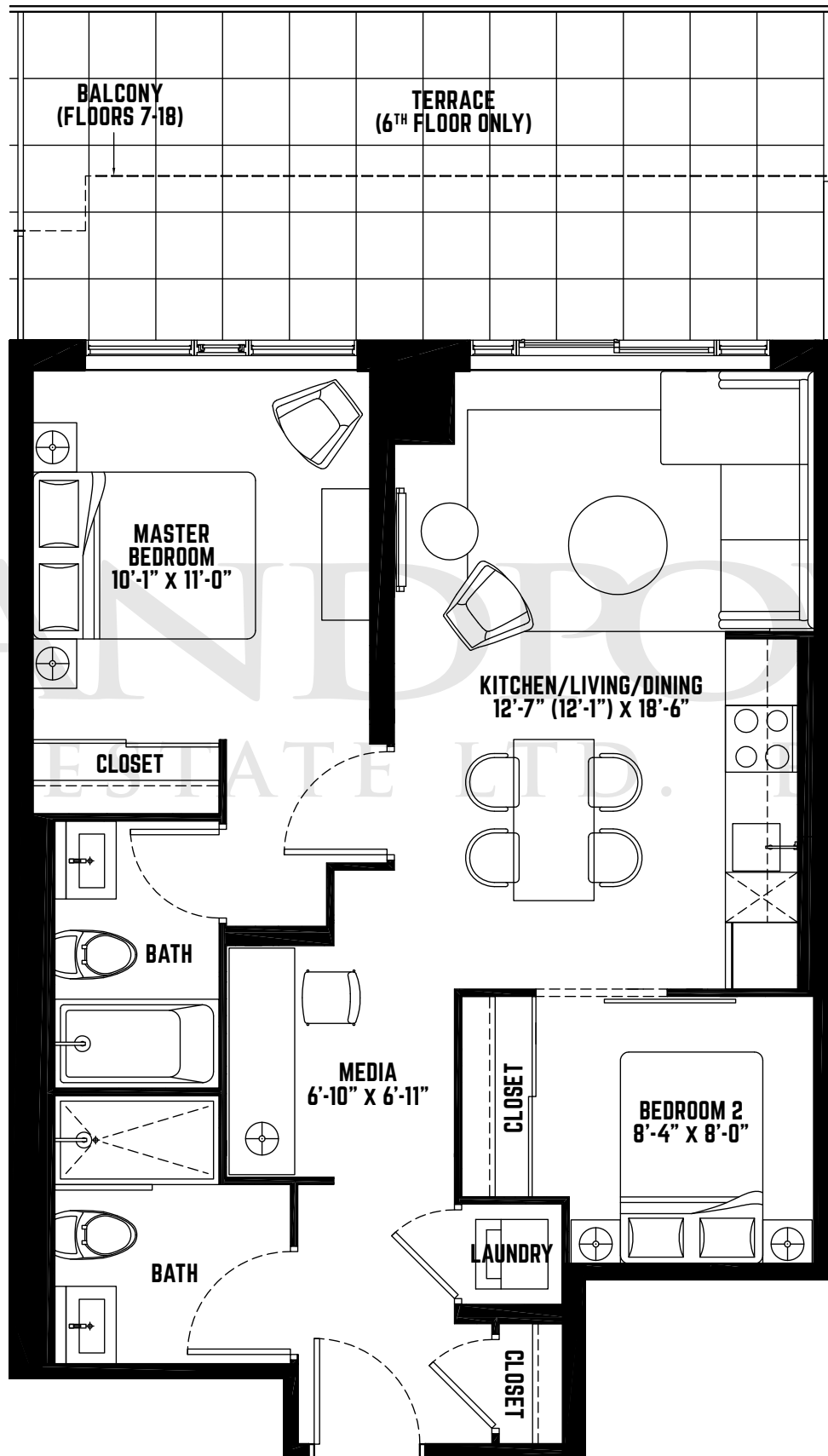
THIS PLAN IS NOT TO SCALE AND IS SUBJECT TO ARCHITECTURAL REVIEW AND REVISION, INCLUDING WITHOUT LIMITATION, THE UNIT BEING CONSTRUCTED WITH A LAYOUT THAT IS THE REVERSE OF THAT SET OUT ABOVE. REFER TO DRAFT CONDOMINIUM PLAN IN THE DISCLOSURE STATEMENT FOR ACTUAL UNIT ORIENTATION. ALL DETAILS ARE APPROXIMATE AND SUBJECT TO CHANGE WITHOUT NOTICE IN ORDER TO COMPLY WITH BUILDING SITE CONDITIONS AND MUNICIPAL, STRUCTURAL, AND VENDOR AND/OR ARCHITECTURAL REQUIREMENTS. BALCONIES, TERRACES AND PATIOS ARE EXCLUSIVE USE COMMON ELEMENTS, SHOWN FOR DISPLAY PURPOSES ONLY AND LOCATION AND SIZE OF SUCH ARE SUBJECT TO CHANGE WITHOUT NOTICE. WINDOW LOCATION, SIZE AND TYPE MAY VARY WITHOUT NOTICE. E. & O.E. MAY 2015.

UNIT 765

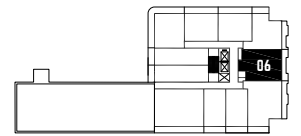
TWO BEDROOM
+ MEDIA

INTERIOR 765 SQ.FT.
EXTERIOR 241 SQ.FT. (6TH FLOOR)
EXTERIOR 99 SQ.FT. (FLOORS 7-18)

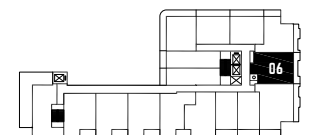
CONDOS



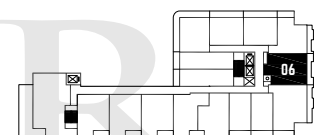
12TH - 18TH FLOOR PLAN



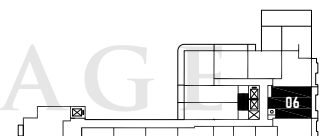
11TH FLOOR PLAN



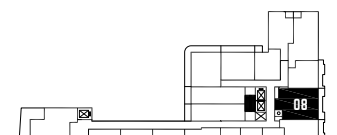
10TH FLOOR PLAN



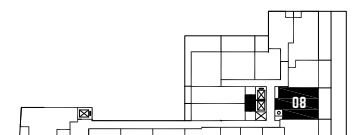
9TH FLOOR PLAN



8TH FLOOR PLAN



7TH FLOOR PLAN



6TH FLOOR PLAN

THIS PLAN IS NOT TO SCALE AND IS SUBJECT TO ARCHITECTURAL REVIEW AND REVISION, INCLUDING WITHOUT LIMITATION, THE UNIT BEING CONSTRUCTED WITH A LAYOUT THAT IS THE REVERSE OF THAT SET OUT ABOVE. REFER TO DRAFT CONDOMINIUM PLAN IN THE DISCLOSURE STATEMENT FOR ACTUAL UNIT ORIENTATION. ALL DETAILS ARE APPROXIMATE AND SUBJECT TO CHANGE WITHOUT NOTICE IN ORDER TO COMPLY WITH BUILDING SITE CONDITIONS AND MUNICIPAL, STRUCTURAL, AND VENDOR AND/OR ARCHITECTURAL REQUIREMENTS. BALCONIES, TERRACES AND PATIOS ARE EXCLUSIVE USE COMMON ELEMENTS, SHOWN FOR DISPLAY PURPOSES ONLY AND LOCATION AND SIZE OF SUCH ARE SUBJECT TO CHANGE WITHOUT NOTICE. WINDOW LOCATION, SIZE AND TYPE MAY VARY WITHOUT NOTICE. E. 6 O.E. MAY 2015.

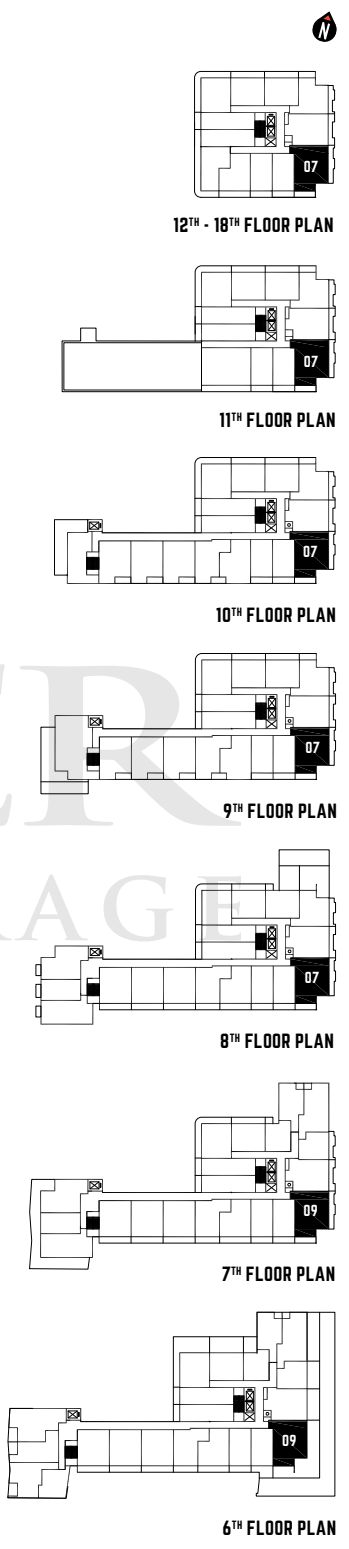
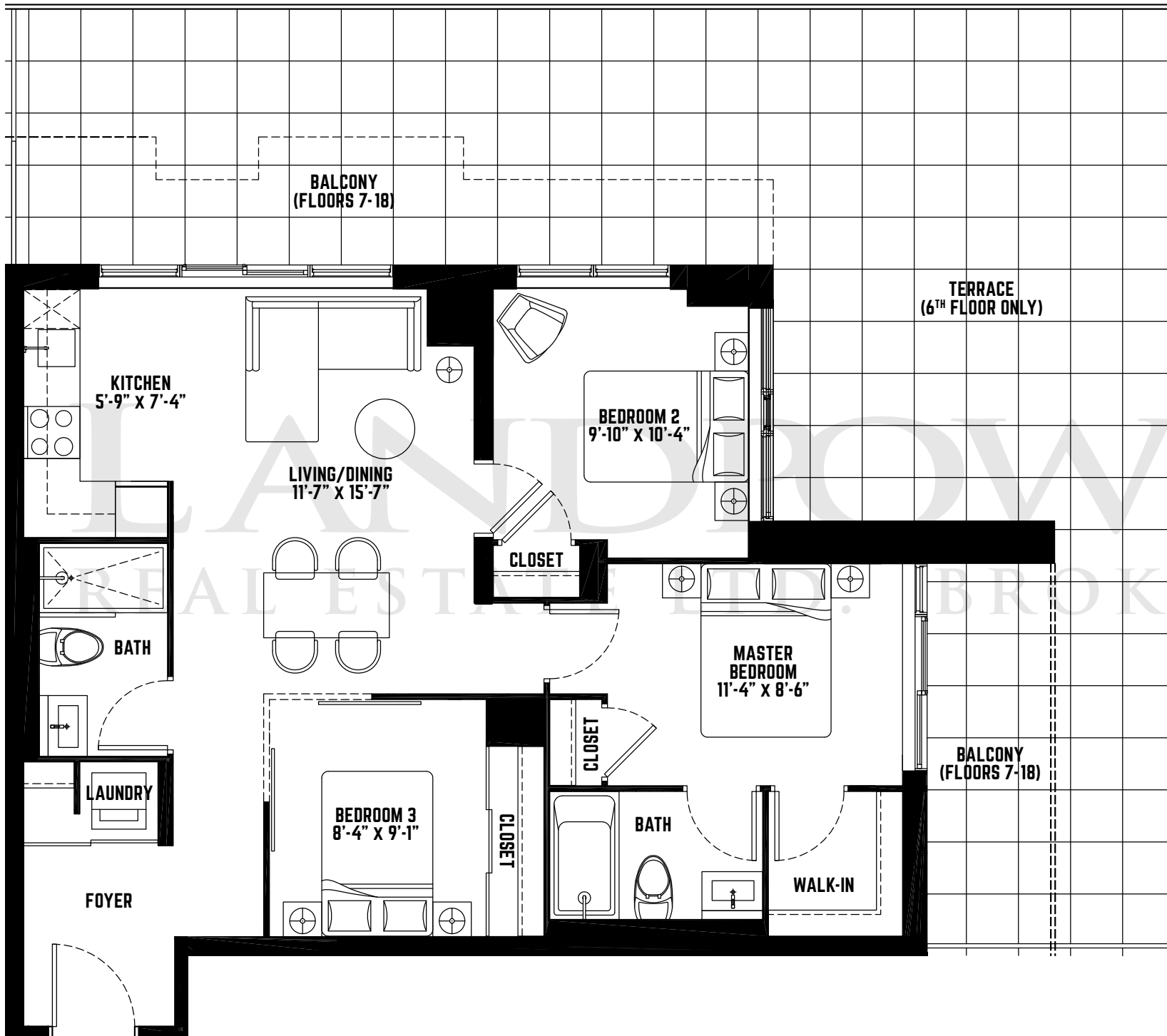
**EAST
UNITED**
TORONTO CONDOS

UNIT 895

THREE BEDROOM

895

INTERIOR 895 SQ.FT.
 EXTERIOR 736 SQ.FT. (6TH FLOOR)
 EXTERIOR 177 SQ.FT. (FLOORS 7-18)



THIS PLAN IS NOT TO SCALE AND IS SUBJECT TO ARCHITECTURAL REVIEW AND REVISION, INCLUDING WITHOUT LIMITATION, THE UNIT BEING CONSTRUCTED WITH A LAYOUT THAT IS THE REVERSE OF THAT SET OUT ABOVE. REFER TO DRAFT CONDOMINIUM PLAN IN THE DISCLOSURE STATEMENT FOR ACTUAL UNIT ORIENTATION. ALL DETAILS ARE APPROXIMATE AND SUBJECT TO CHANGE WITHOUT NOTICE IN ORDER TO COMPLY WITH BUILDING SITE CONDITIONS AND MUNICIPAL, STRUCTURAL, AND VENDOR AND/OR ARCHITECTURAL REQUIREMENTS. BALCONIES, TERRACES AND PATIOS ARE EXCLUSIVE USE COMMON ELEMENTS, SHOWN FOR DISPLAY PURPOSES ONLY AND LOCATION AND SIZE OF SUCH ARE SUBJECT TO CHANGE WITHOUT NOTICE. WINDOW LOCATION, SIZE AND TYPE MAY VARY WITHOUT NOTICE. E. 6 O.E. MAY 2015.

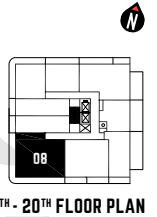
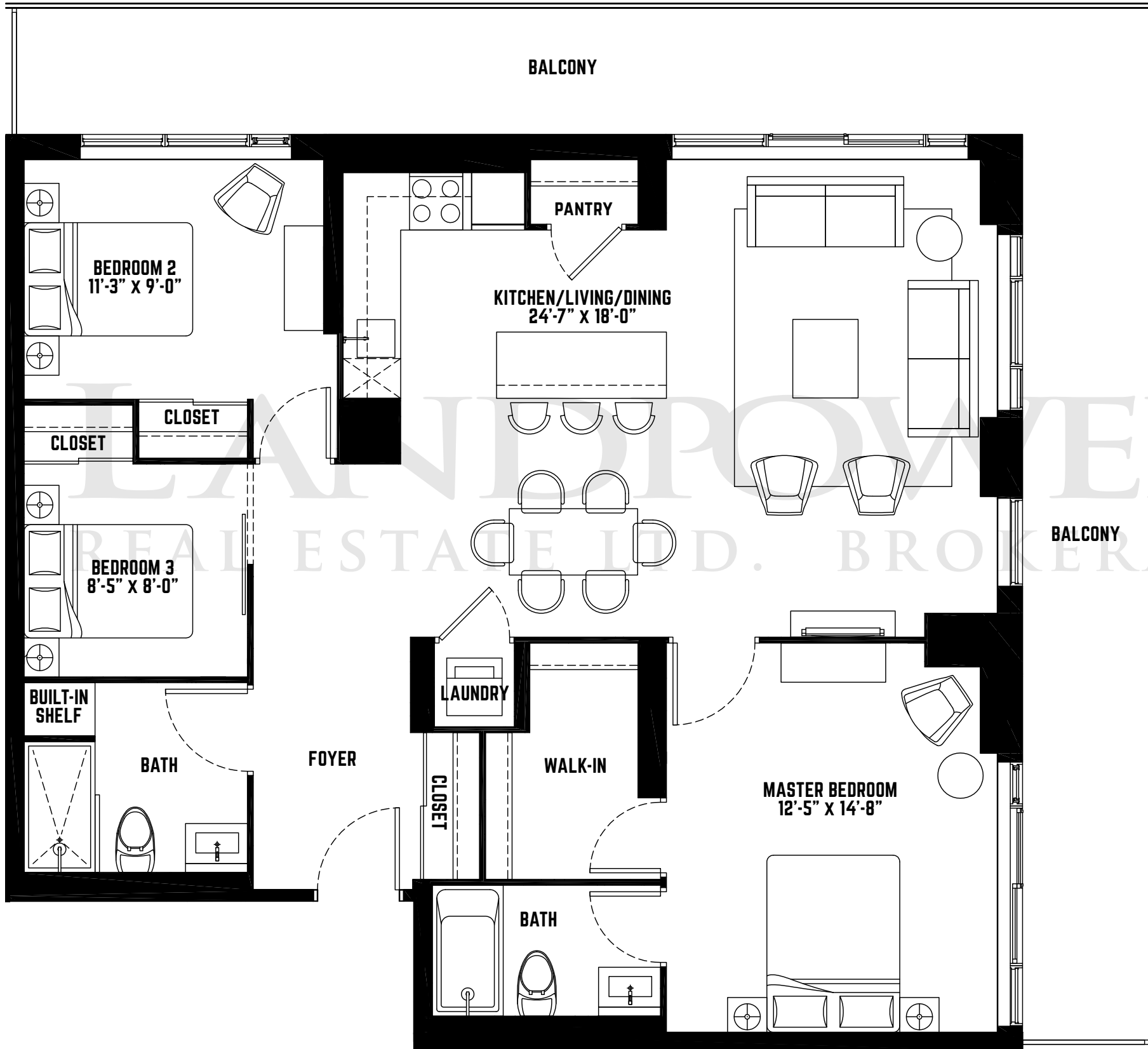


UNIT 1235

THREE BEDROOM

INTERIOR 1235 sq.ft.
EXTERIOR 378 sq.ft.

CONDOS



19TH - 20TH FLOOR PLAN

THIS PLAN IS NOT TO SCALE AND IS SUBJECT TO ARCHITECTURAL REVIEW AND REVISION, INCLUDING WITHOUT LIMITATION, THE UNIT BEING CONSTRUCTED WITH A LAYOUT THAT IS THE REVERSE OF THAT SET OUT ABOVE. REFER TO DRAFT CONDOMINIUM PLAN IN THE DISCLOSURE STATEMENT FOR ACTUAL UNIT ORIENTATION. ALL DETAILS ARE APPROXIMATE AND SUBJECT TO CHANGE WITHOUT NOTICE IN ORDER TO COMPLY WITH BUILDING SITE CONDITIONS AND MUNICIPAL, STRUCTURAL, AND VENDOR AND/OR ARCHITECTURAL REQUIREMENTS. BALCONIES, TERRACES AND PATIOS ARE EXCLUSIVE USE COMMON ELEMENTS, SHOWN FOR DISPLAY PURPOSES ONLY AND LOCATION AND SIZE OF SUCH ARE SUBJECT TO CHANGE WITHOUT NOTICE. WINDOW LOCATION, SIZE AND TYPE MAY VARY WITHOUT NOTICE. E. & O. E. MAY 2015.

**EAST
UNITED**
TORONTO CONDOS

LANDFLOWER
REAL ESTATE BROKERAGE

ANDIEL
HOMES INC.

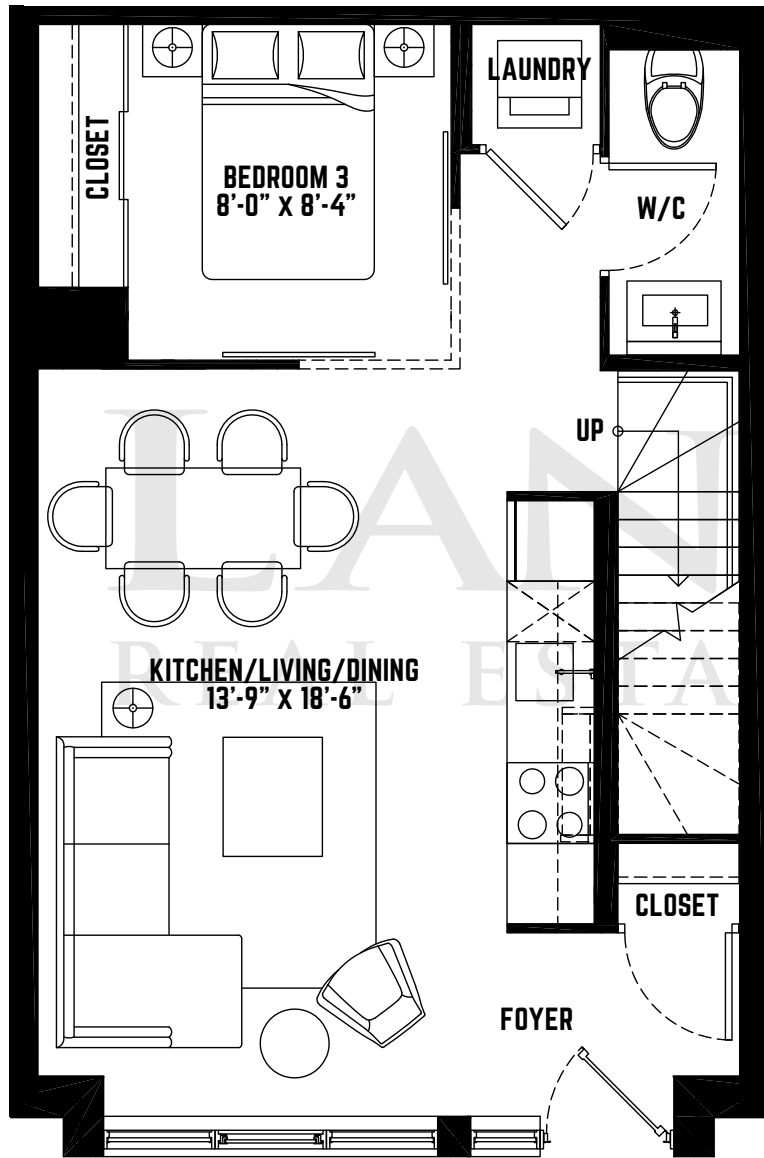

SIGNATURE
COMMUNITIES

BERKSHIRE AXIS
DEVELOPMENT

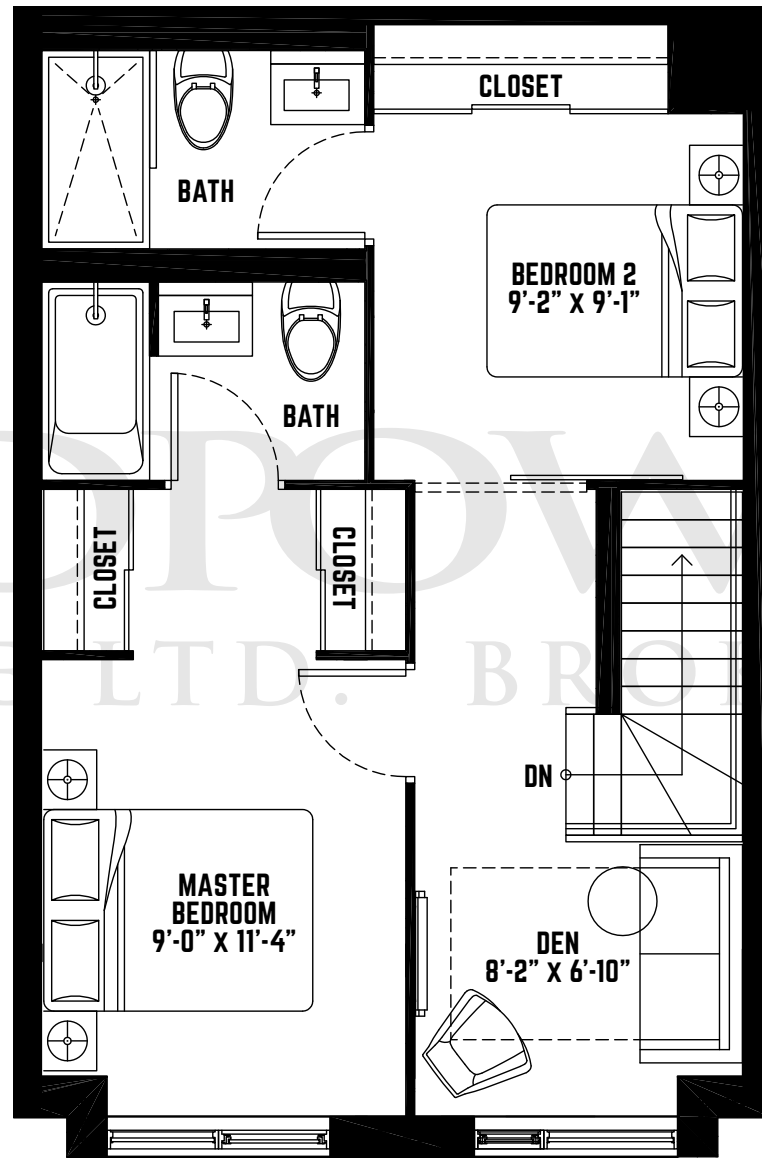
UNIT TH1 INTERIOR 1020 SQ.FT.

THREE BEDROOM
+ DEN

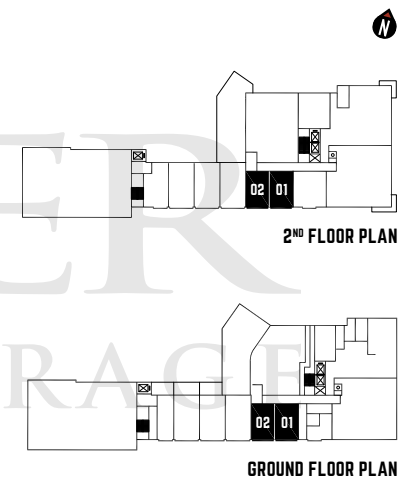
TOWNS



GROUND FLOOR



2ND FLOOR



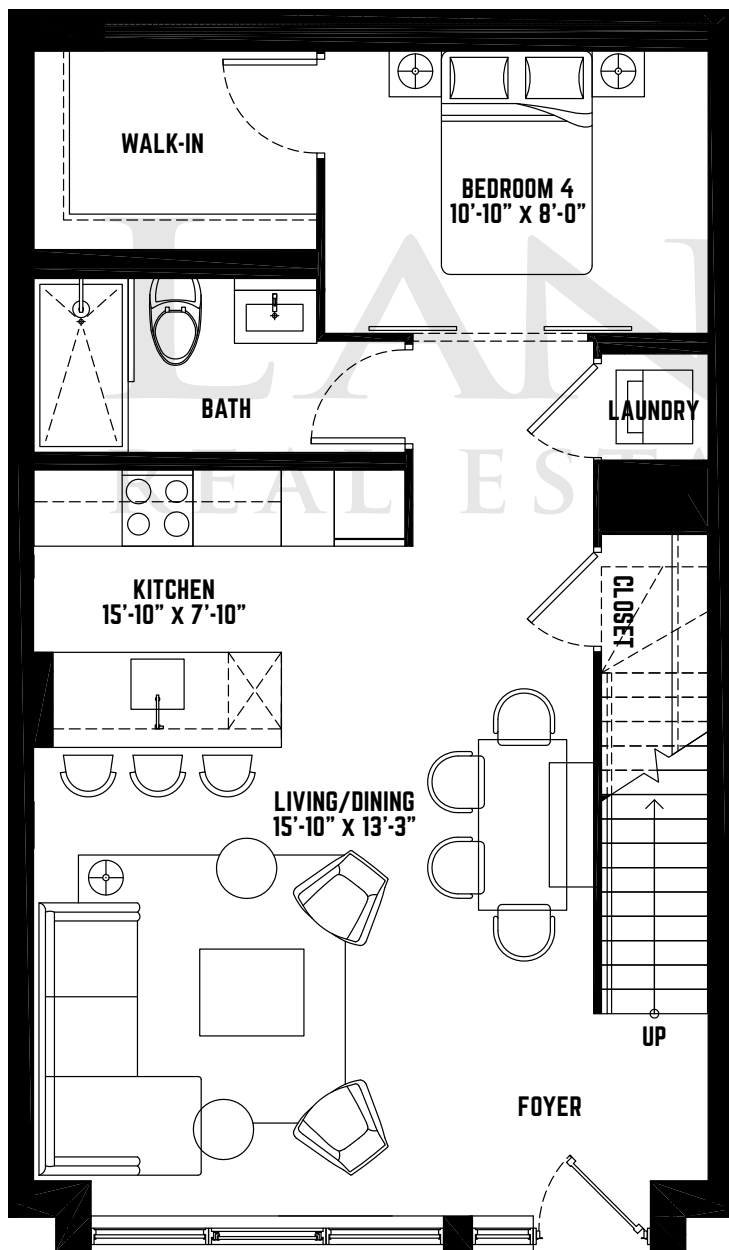
THIS PLAN IS NOT TO SCALE AND IS SUBJECT TO ARCHITECTURAL REVIEW AND REVISION, INCLUDING WITHOUT LIMITATION, THE UNIT BEING CONSTRUCTED WITH A LAYOUT THAT IS THE REVERSE OF THAT SET OUT ABOVE. REFER TO DRAFT CONDOMINIUM PLAN IN THE DISCLOSURE STATEMENT FOR ACTUAL UNIT ORIENTATION. ALL DETAILS ARE APPROXIMATE AND SUBJECT TO CHANGE WITHOUT NOTICE IN ORDER TO COMPLY WITH BUILDING SITE CONDITIONS AND MUNICIPAL, STRUCTURAL, AND VENDOR AND/OR ARCHITECTURAL REQUIREMENTS. BALCONIES, TERRACES AND PATIOS ARE EXCLUSIVE USE COMMON ELEMENTS, SHOWN FOR DISPLAY PURPOSES ONLY AND LOCATION AND SIZE OF SUCH ARE SUBJECT TO CHANGE WITHOUT NOTICE. WINDOW LOCATION, SIZE AND TYPE MAY VARY WITHOUT NOTICE. E. & O.E. MAY 2015.

UNIT TH2

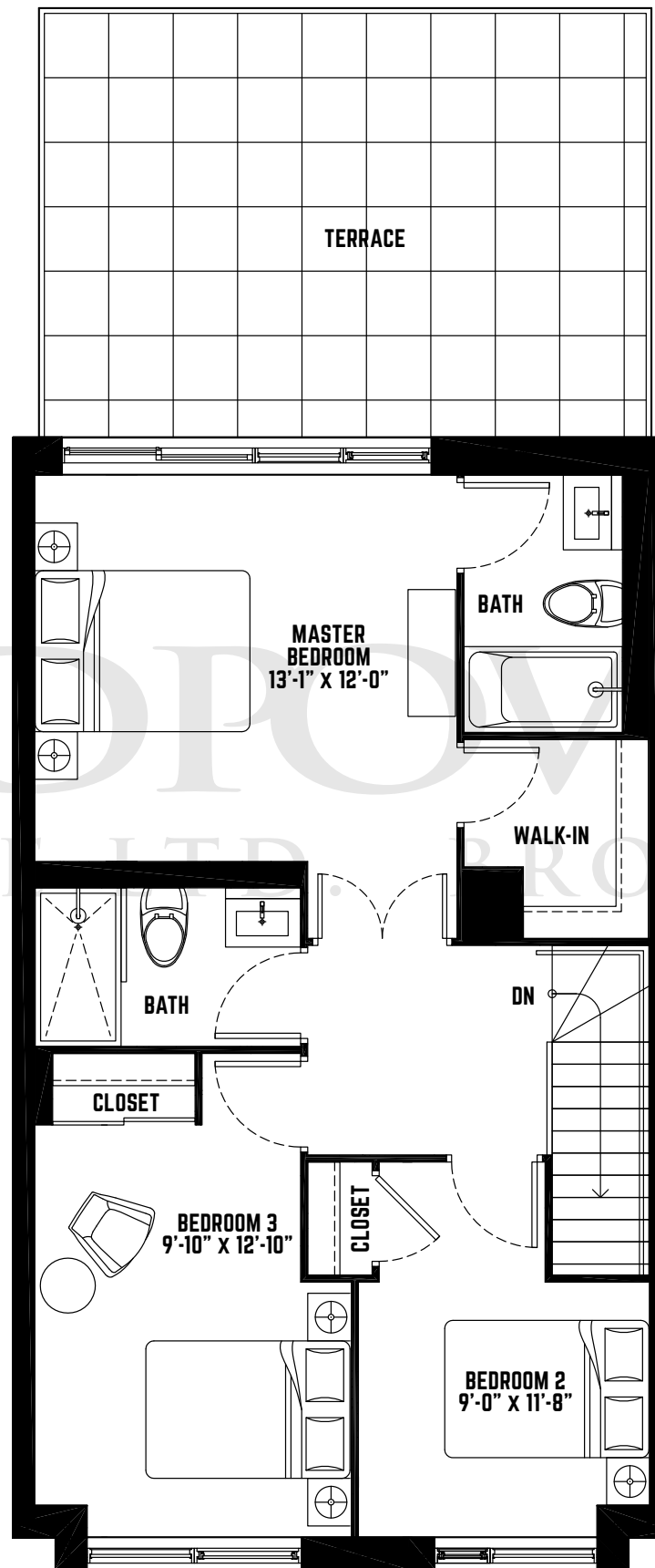
FOUR BEDROOM

INTERIOR 1370 SQ.FT.
EXTERIOR 246 SQ.FT.

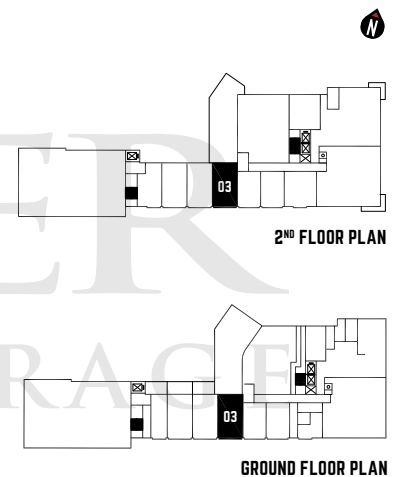
TOWNS



GROUND FLOOR



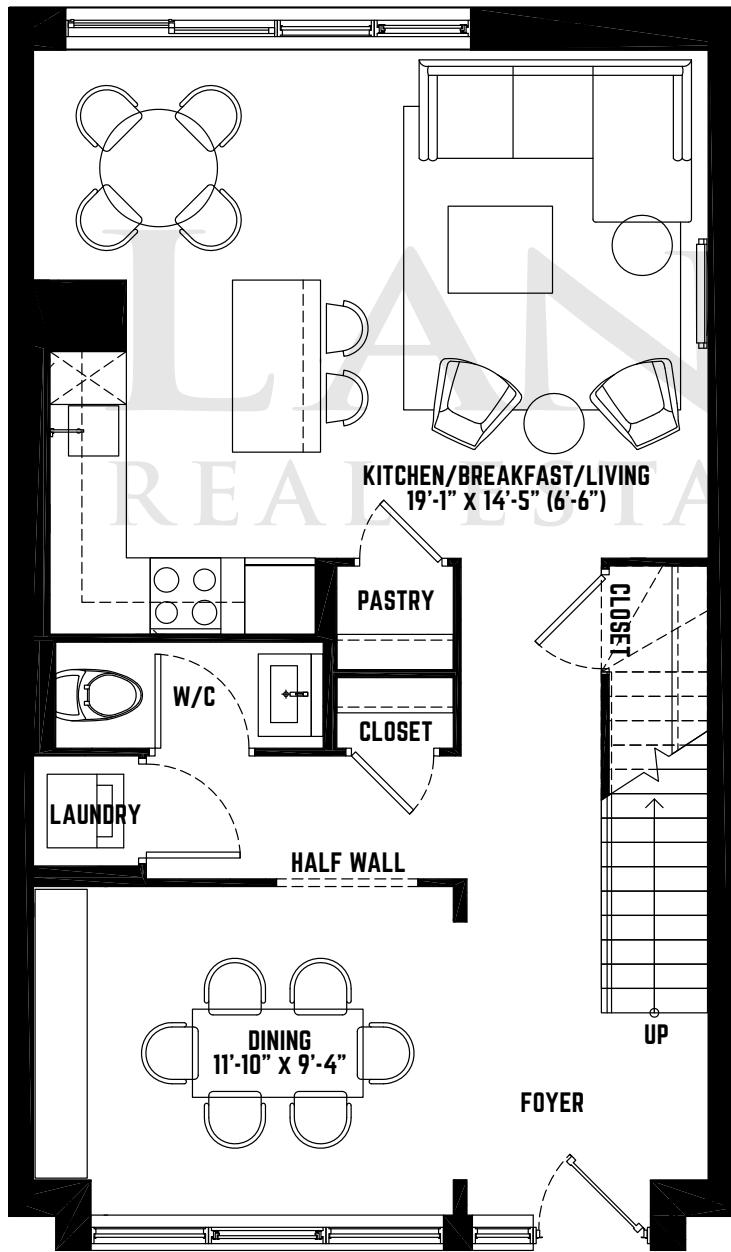
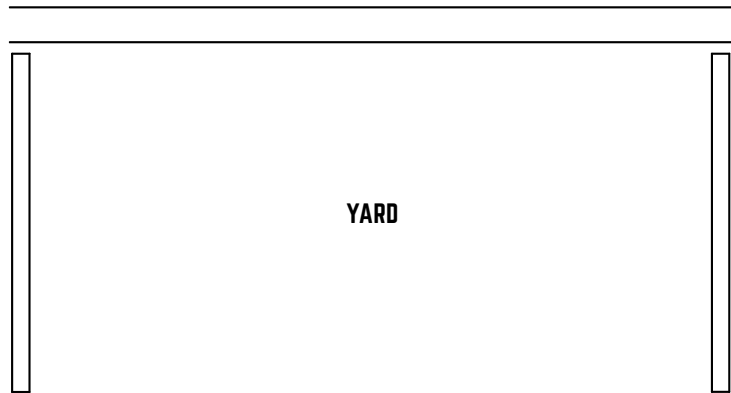
2ND FLOOR



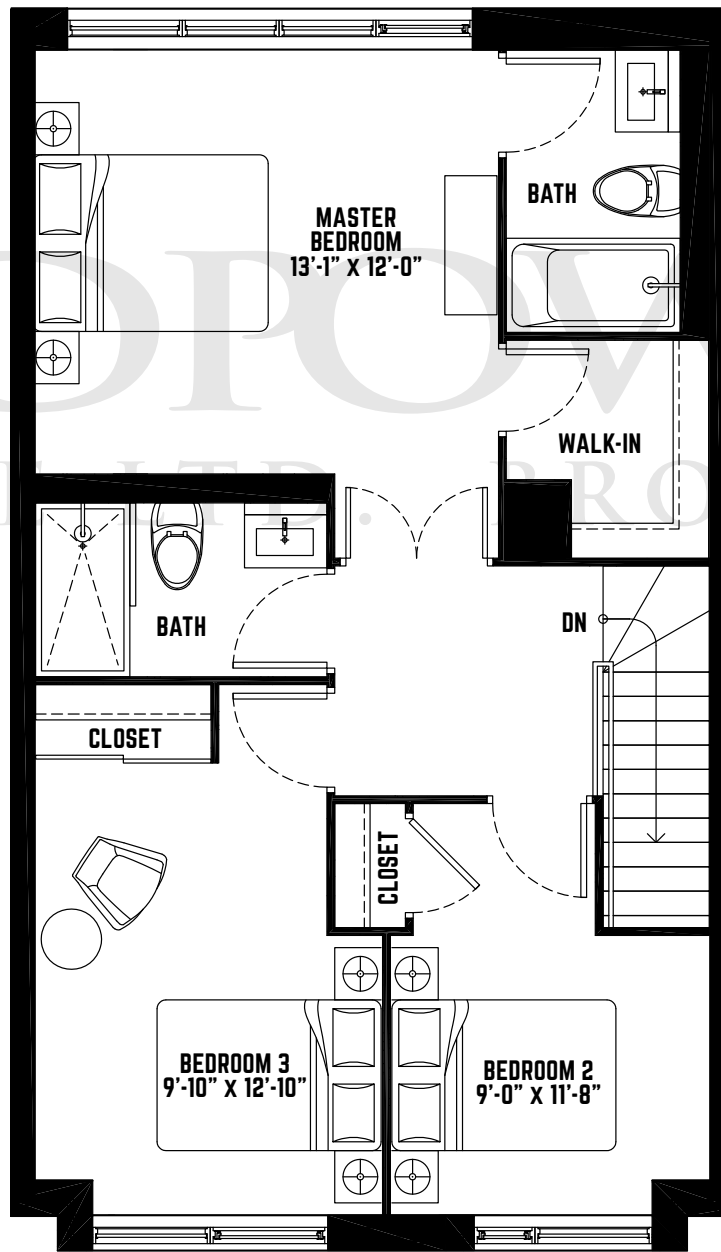
THIS PLAN IS NOT TO SCALE AND IS SUBJECT TO ARCHITECTURAL REVIEW AND REVISION, INCLUDING WITHOUT LIMITATION, THE UNIT BEING CONSTRUCTED WITH A LAYOUT THAT IS THE REVERSE OF THAT SET OUT ABOVE. REFER TO DRAFT CONDOMINIUM PLAN IN THE DISCLOSURE STATEMENT FOR ACTUAL UNIT ORIENTATION. ALL DETAILS ARE APPROXIMATE AND SUBJECT TO CHANGE WITHOUT NOTICE IN ORDER TO COMPLY WITH BUILDING SITE CONDITIONS AND MUNICIPAL, STRUCTURAL, AND VENDOR AND/OR ARCHITECTURAL REQUIREMENTS. BALCONIES, TERRACES AND PATIOS ARE EXCLUSIVE USE COMMON ELEMENTS, SHOWN FOR DISPLAY PURPOSES ONLY AND LOCATION AND SIZE OF SUCH ARE SUBJECT TO CHANGE WITHOUT NOTICE. WINDOW LOCATION, SIZE AND TYPE MAY VARY WITHOUT NOTICE. E. & O.E. MAY 2015.

UNIT THREE INTERIOR 1370 sq.ft.

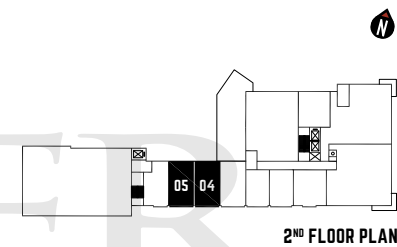
THREE BEDROOM



GROUND FLOOR



2ND FLOOR

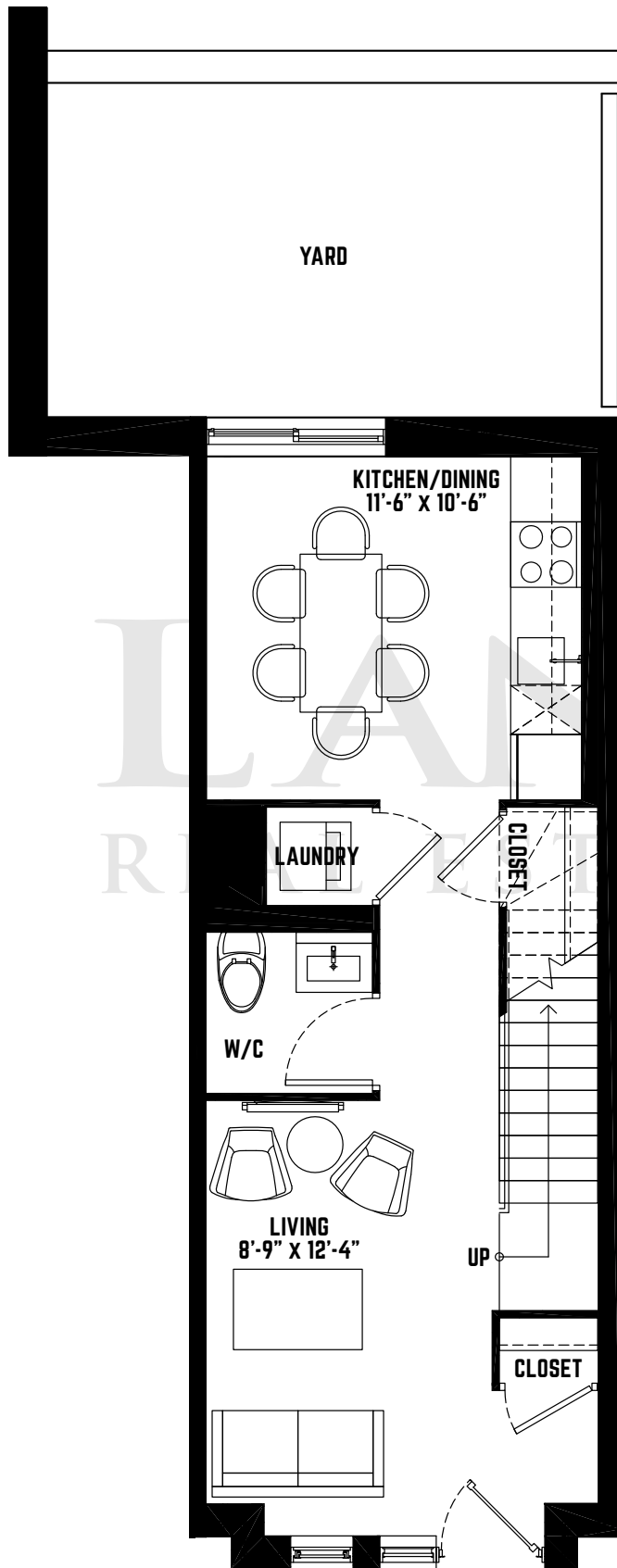


THIS PLAN IS NOT TO SCALE AND IS SUBJECT TO ARCHITECTURAL REVIEW AND REVISION, INCLUDING WITHOUT LIMITATION, THE UNIT BEING CONSTRUCTED WITH A LAYOUT THAT IS THE REVERSE OF THAT SET OUT ABOVE. REFER TO DRAFT CONDOMINIUM PLAN IN THE DISCLOSURE STATEMENT FOR ACTUAL UNIT ORIENTATION. ALL DETAILS ARE APPROXIMATE AND SUBJECT TO CHANGE WITHOUT NOTICE IN ORDER TO COMPLY WITH BUILDING SITE CONDITIONS AND MUNICIPAL, STRUCTURAL, AND VENDOR AND/OR ARCHITECTURAL REQUIREMENTS. BALCONIES, TERRACES AND PATIOS ARE EXCLUSIVE USE COMMON ELEMENTS, SHOWN FOR DISPLAY PURPOSES ONLY AND LOCATION AND SIZE OF SUCH ARE SUBJECT TO CHANGE WITHOUT NOTICE. WINDOW LOCATION, SIZE AND TYPE MAY VARY WITHOUT NOTICE. E. & O.E. MAY 2015.

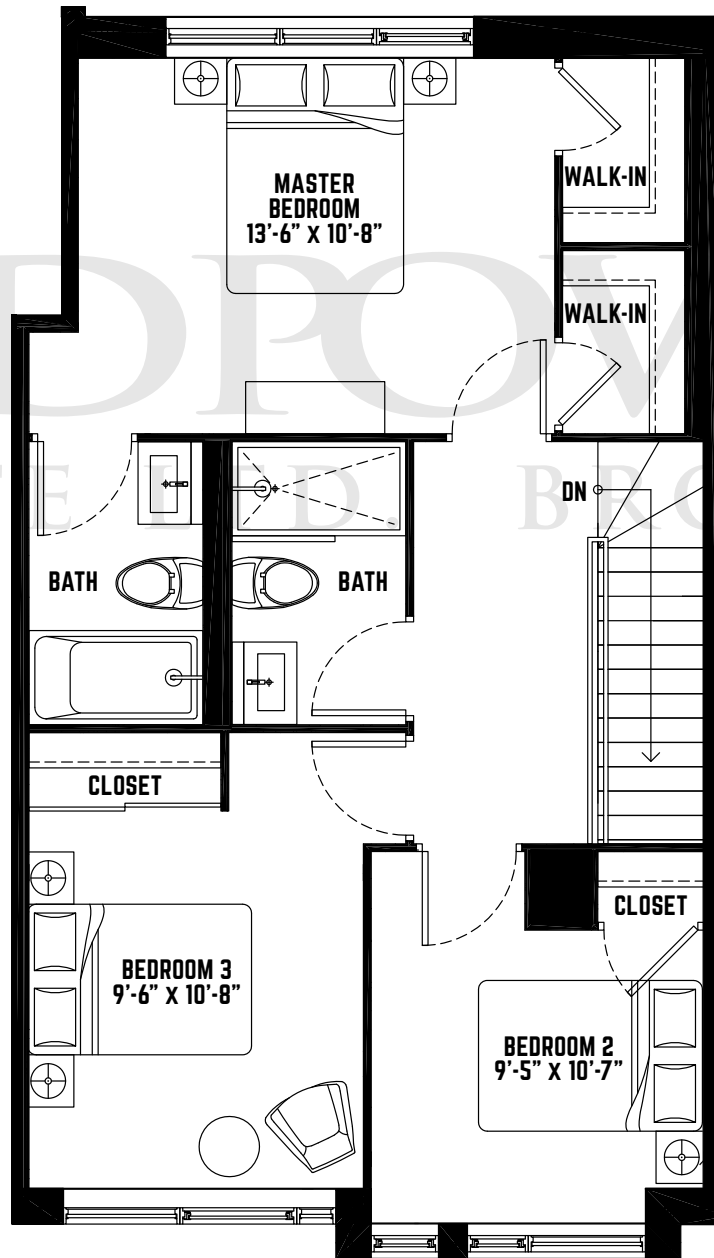
UNIT TH4 INTERIOR 1100 SQ.FT.

THREE BEDROOM

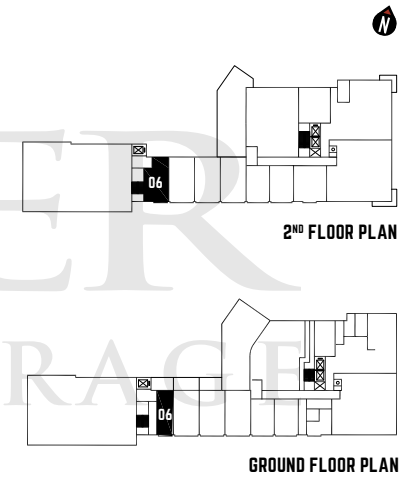
TOWNS



GROUND FLOOR



2ND FLOOR



THIS PLAN IS NOT TO SCALE AND IS SUBJECT TO ARCHITECTURAL REVIEW AND REVISION, INCLUDING WITHOUT LIMITATION, THE UNIT BEING CONSTRUCTED WITH A LAYOUT THAT IS THE REVERSE OF THAT SET OUT ABOVE. REFER TO DRAFT CONDOMINIUM PLAN IN THE DISCLOSURE STATEMENT FOR ACTUAL UNIT ORIENTATION. ALL DETAILS ARE APPROXIMATE AND SUBJECT TO CHANGE WITHOUT NOTICE IN ORDER TO COMPLY WITH BUILDING SITE CONDITIONS AND MUNICIPAL, STRUCTURAL, AND VENDOR AND/OR ARCHITECTURAL REQUIREMENTS. BALCONIES, TERRACES AND PATIOS ARE EXCLUSIVE USE COMMON ELEMENTS, SHOWN FOR DISPLAY PURPOSES ONLY AND LOCATION AND SIZE OF SUCH ARE SUBJECT TO CHANGE WITHOUT NOTICE. WINDOW LOCATION, SIZE AND TYPE MAY VARY WITHOUT NOTICE. E. & O.E. MAY 2015.