

LIVE AT YORKDALE



IRIS REALTY INC. BROKERAGE



THE YORKDALE
CONDOMINIUMS

**EXCLUSIVE V.I.P. BROKER
SPECIAL SALES OPPORTUNITY**

THURSDAY, SEPTEMBER 18TH, 2014

Information Package

- Preview Pricing
- Incentive Sheet
- Sales Procedure
- Broker Referral Form
- Worksheet

LANDPOWER
REAL ESTATE LTD. BROKERAGE

Completed worksheets to be submitted by fax to 416-785-5743
or by email to theyorkdale@bakersales.info



Exclusive Listing: Baker Real Estate Incorporated, Brokerage. Brokers Protected.





THE YORKDALE
CONDOMINIUMS

EXCLUSIVE VIP BROKER PREVIEW PRICE LIST
The Yorkdale Condominiums

Model	Type	Floors Starting From	Approximate Suite Size*	Exposure	VIP Broker Prices Starting From
Williams	JR 1B	3	343	N	\$169,900
Sonoma	JR 1B	3	369	N	\$179,900
Prada 2	JR 1B	8	409	W	\$190,900
MAC	1B	9	443	N	\$199,900
Prada 1	1B	3	421	E	\$209,900
Zara	1B	3	459	NE	\$224,900
Browns	1B	3	478	S	\$229,900
Louis	1B	3	466	SE	\$229,900
Lacoste	1B	9	491	NE	\$234,900
Armani	1B+D	9	487	N	\$240,900
H&M	1B+F	3	548	N	\$250,900
Tiffany 1	1B+F	3	567	N	\$254,900
Holts	2B	9	564	N	\$259,900
Tiffany 2	1B+F	3	586	N	\$260,900
Diesel	2B	3	580	E	\$268,900
J. Crew	2B	9	581	N	\$272,900
Burberry 1	2B	5	612	NW	\$279,900
Birks	2B	5	588	NE	\$283,900
Salvatore	2B	3	607	SE	\$284,900
Burberry 2	2B	11	595	NW	\$285,900
Swarovski	2B	4	612	S	\$288,900
Vuitton	2B	3	609	SW	\$288,900
Mulberry	2B	3	603	N	\$289,900
Coach	2B	11	612	NE	\$289,900
Harry Rosen	2B	3	629	N	\$300,900
Gucci	2B	5	658	SE	\$311,900
Cartier 3	2B	3	660	N	\$314,900
Cartier 2	2B	3	618	S	\$324,900
Cartier 1	2B	3	630	S	\$325,900
Tumi 1	2B	5	676	SW	\$328,900
Ferragamo	2B	5	677	SE	\$328,900
Hugo	2B	9	708	NW	\$344,900
Boss	2B	3	725	NE	\$350,900
Tumi2	3B	3	759	SE	\$362,900

*Subject to availability. Premiums apply to floors and views. Please see a Sales Representative for details.



THE YORKDALE CONDOMINIUMS

EXCLUSIVE VIP BROKER PREVIEW PRICE LIST

Suite Features

Suite features include ceiling heights of approximately 8 feet in all main living areas, wide plank wood laminate flooring throughout foyers, kitchens, living and dining areas. Porcelain tile flooring in bathrooms. Kitchens includes cabinets featuring choice of two tone packages, granite countertops, glass tile backsplash, single under-mount stainless steel sink, chrome single-hole lever faucet and chrome hardware, stainless steel appliances. Bathrooms include a vanity, stone countertop, chrome single lever faucet, under-mount white sink, and a white single flush two piece toilet and chrome hardware and accessories. Building amenities include The Yorkdale Club with state-of-the-art fitness centre with cardio room and locker rooms, party room, stunning hotel-inspired guest suites and convenient access to The Yorkdale Club's boardroom and 24-Hour Concierge.

Building Features

The Yorkdale Condominiums consists of two buildings both 15 stories high and approximately 300 units each. Designed by award-winning KPMB Architects, with interiors by Page+Steele/IBI Group and landscaping by PUBLIC WORK. The Yorkdale Condominiums is located in Lawrence North – which is the first phase of the 100 acre master planned community has parklands, cycling and walking paths. Close by the the Yorkdale Shopping Mall with top designer shops and gourmet restaurants. Steps away are the Yorkdale Subway Station which connects you to different universities in Toronto such as U of T, Ryerson University and York University. Also close by is the Allen Road and Hwy 401.

EXTENDED SPECIAL DEPOSIT STRUCTURE	INTERNATIONAL DEPOSIT STRUCTURE	MAINTENANCE
<p>\$5,000 on Signing Balance of 5 % in 30 days 5% in 180 days 5% in 370 days 5% in 540 days \$1,000 on occupancy</p> <p>Parking: \$24,000* Parking available for all units except Studios.</p> <p>Storage Locker: : \$5,000 FREE</p>	<p>\$5,000 on Signing Balance of 10 % in 30 days 10% in 180 days 10% in 370 days 5% in 540 days</p>	<p>Approximately \$0.54 per square foot (Plus hydro)</p> <p>Parking Maint. - \$50.23/month Locker Maint. - \$10.81/month</p> <p>Occupancy Commencing: Fall 2017</p> <p>TAXES Estimated at approximately 1% of Purchase Price</p> <p><i>Prices Include H.S.T.</i></p>

All prices, figures and materials are preliminary and are subject to change without notice E. & O. E. September 18, 2014.

*Please see a Sales Representative for details.

Exclusive Listing: Baker Real Estate Incorporated, Brokerage. Brokers Protected. E. & O.E.

The Yorkdale Condominiums Presentation Centre:
1 Yorkdale Road, Toronto, Ontario
T. 416-781-9990 | F. 416-785-5743 | E. theyorkdale@bakersales.info





THE YORKDALE
CONDOMINIUMS

LANDPOWER
REAL ESTATE LTD. BROKERAGE

FREE ASSIGNMENT (value of \$5,000)

Plus

FREE LOCKER

Plus

CAP DEVELOPMENT CHARGES & LEVIES

\$6,500 for Jr. 1 Bedroom and 1 Bedrooms,

\$7,500 for 1 Bedrooms + Den

\$8,500 for 2 Bedrooms

\$9,000 for 3 Bedrooms

Plus

20% EXTENDED DEPOSIT STRUCTURE

Only 10% Deposit in the First Year*





THE YORKDALE
CONDOMINIUMS

WORKSHEET

Fax: 416-785-5743 EMAIL: theyorkdale@bakersales.info

OFFICE USE ONLY

Date Received: _____

BASE PURCHASE PRICE \$ _____

Baker Sales Representative: _____

PARKING COST \$ _____

SUITE: _____ (the Unit)

LOCKER COST \$ _____

MODEL: _____

TOTAL PURCHASE PRICE \$ _____

PLEASE FILL OUT THE FOLLOWING

	MODEL	FLOOR
CHOICE #1		
CHOICE #2		
CHOICE #3		
CHOICE #4		
CHOICE #5		

PURCHASER INFORMATION : PLEASE ENCLOSE CLEAR COPY OF PURCHASER IDENTIFICATION

PURCHASER 1	PURCHASER 2
First Name:	First Name:
Last Name:	Last Name:
Address:	Address:
Suite #	Suite #
City: Province:	City Province:
Postal Code:	Postal Code:
Main Phone:	Main Phone:
Alternate Phone:	Alternate Phone:
Date of Birth:	Date of Birth:
S.I.N. #	S.I.N. #
Driver's Licence #	Driver's Licence #
Expiry Date:	Expiry Date:
Email:	Email:

PURCHASER PROFILE: (TO BE COMPLETED BY AGENT)

Did you register through the Web?	How did you hear about us?
Profession:	Marital Status:
How many dependents?	Ages?
End User or Investor	

Co-operating Broker: Please enclose Agent's business card.

Name: _____

Brokerage: _____

Address: _____

Mobile: _____

Office: _____

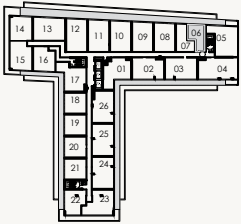
Fax: _____

Email: _____

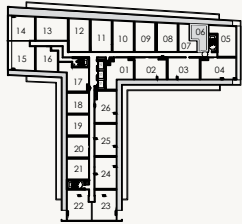


WILLIAMS JUNIOR 1 BEDROOM

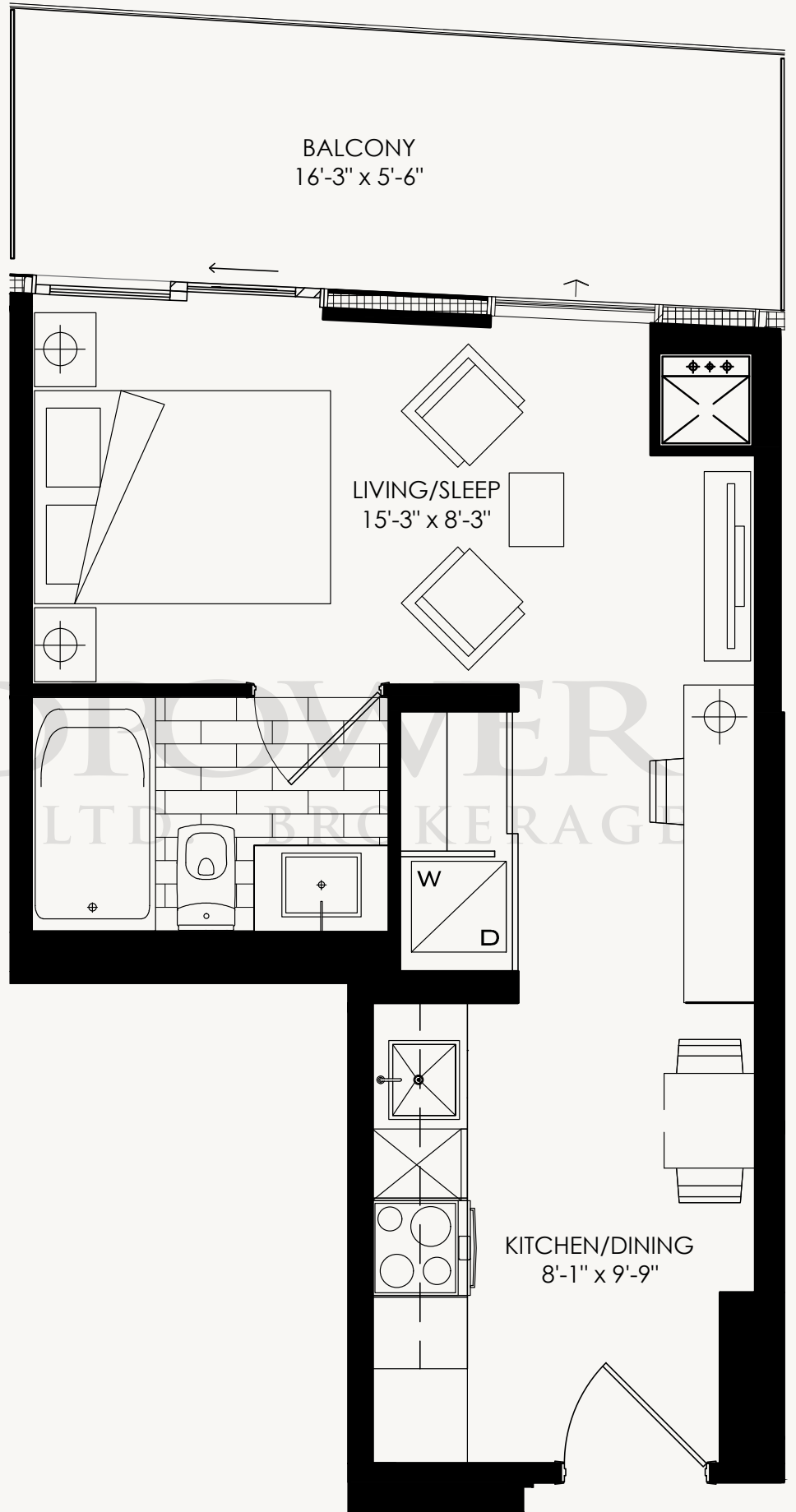
SUITE 343 SQ FT
BALCONY 89 SQ FT
TOTAL 432 SQ FT



L-04



L-05 - 07



LANDFLOWER
REAL ESTATE LTD. BROKERAGE



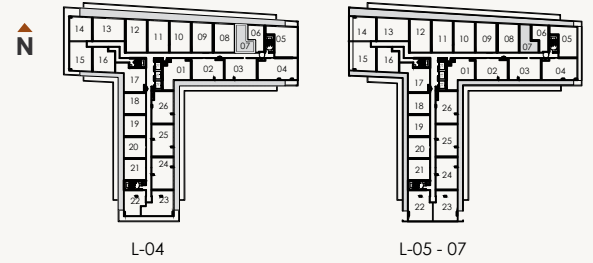
PRICES AND SPECIFICATIONS SUBJECT TO CHANGE WITHOUT NOTICE. E. & O.E. THE DIMENSIONS SHOWN ON THIS PLAN ARE APPROXIMATE ONLY. ACTUAL USEABLE FLOOR SPACE WITHIN THE UNIT MAY VARY FROM ANY STATED FLOOR AREAS OR DIMENSIONS ON THIS PLAN. FOR MORE INFORMATION ON THE METHOD USED FOR CALCULATING THE FLOOR AREA OF ANY UNIT REFERENCE SHOULD BE MADE TO BUILDER BULLETIN NO.22 PUBLISHED BY TARIION. THE SIZE, LOCATION AND/OR CONFIGURATION OF THE WINDOWS AND SPANDREL GLASS SHOWN MAY BE CHANGED, VARIED OR MIRRORED.

SONOMA JUNIOR 1 BEDROOM

SUITE 369 SQ FT

BALCONY 62 SQ FT

TOTAL 431 SQ FT



CLAY AND POWER
REAL ESTATE LTD. BROKERAGE

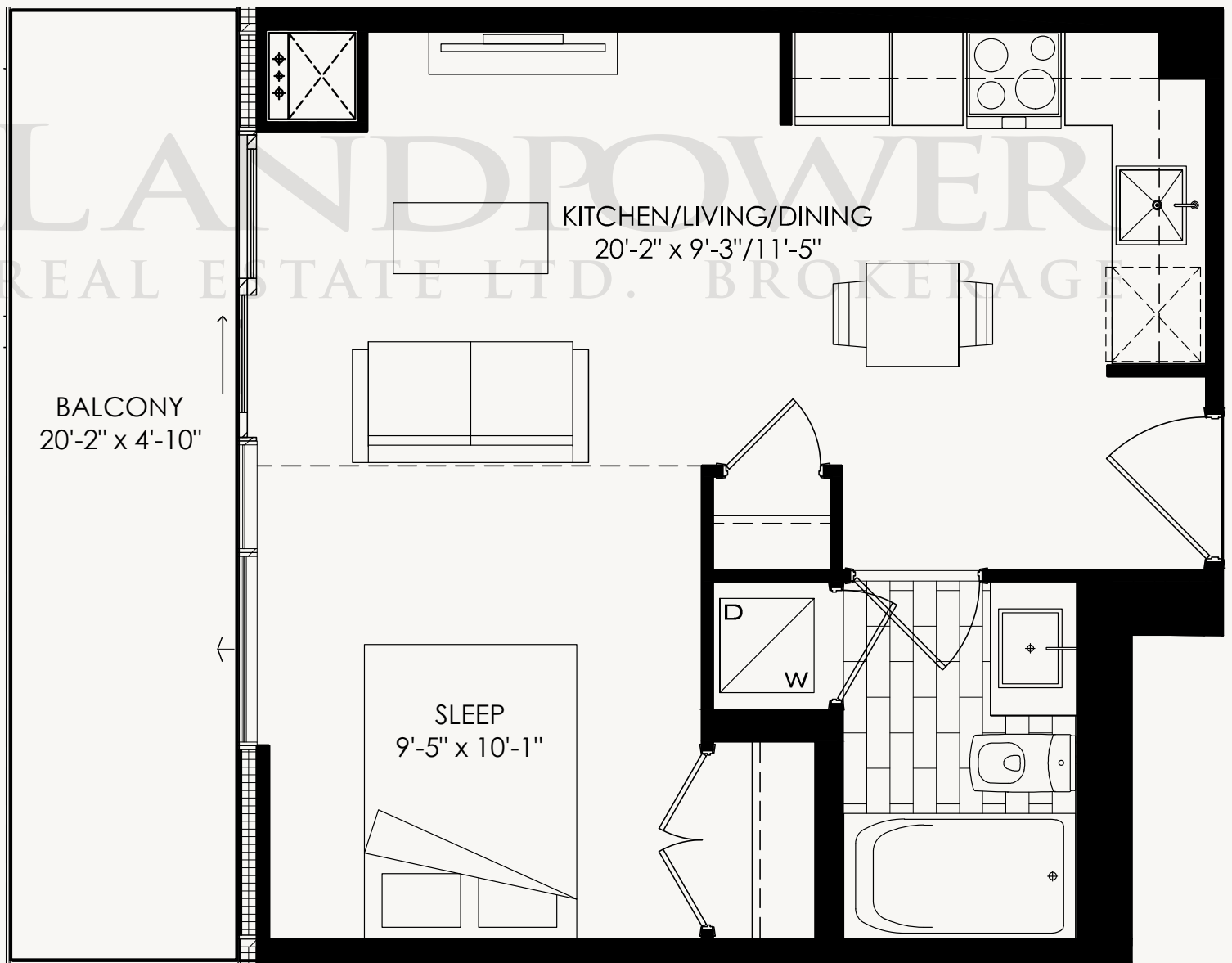
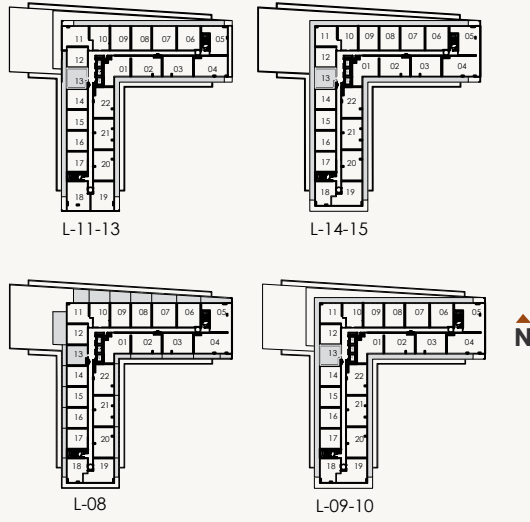
PRICES AND SPECIFICATIONS SUBJECT TO CHANGE WITHOUT NOTICE. E. & O.E. THE DIMENSIONS SHOWN ON THIS PLAN ARE APPROXIMATE ONLY. ACTUAL USEABLE FLOOR SPACE WITHIN THE UNIT MAY VARY FROM ANY STATED FLOOR AREAS OR DIMENSIONS ON THIS PLAN. FOR MORE INFORMATION ON THE METHOD USED FOR CALCULATING THE FLOOR AREA OF ANY UNIT REFERENCE SHOULD BE MADE TO BUILDER BULLETIN NO.22 PUBLISHED BY TARIION. THE SIZE, LOCATION AND/OR CONFIGURATION OF THE WINDOWS AND SPANDREL GLASS SHOWN MAY BE CHANGED, VARIED OR MIRRORRED.



PRADA 2

JUNIOR 1 BEDROOM

SUITE 409 SQ FT
BALCONY 97 SQ FT
TOTAL 506 SQ FT



PRADA 1

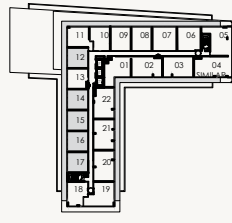
1 BEDROOM + 1 BATH



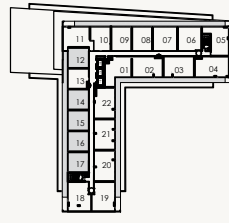
SUITE 421 SQ FT

BALCONY 97 SQ FT

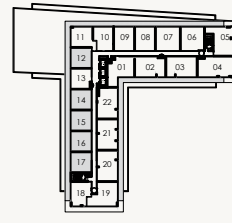
TOTAL 518 SQ FT



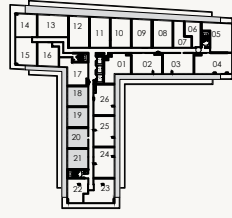
L-09-10



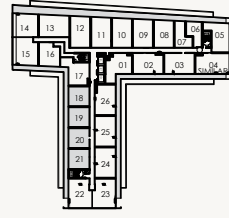
L-11-13



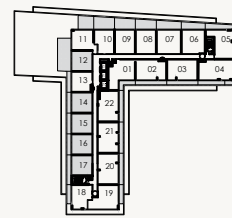
L-14-15



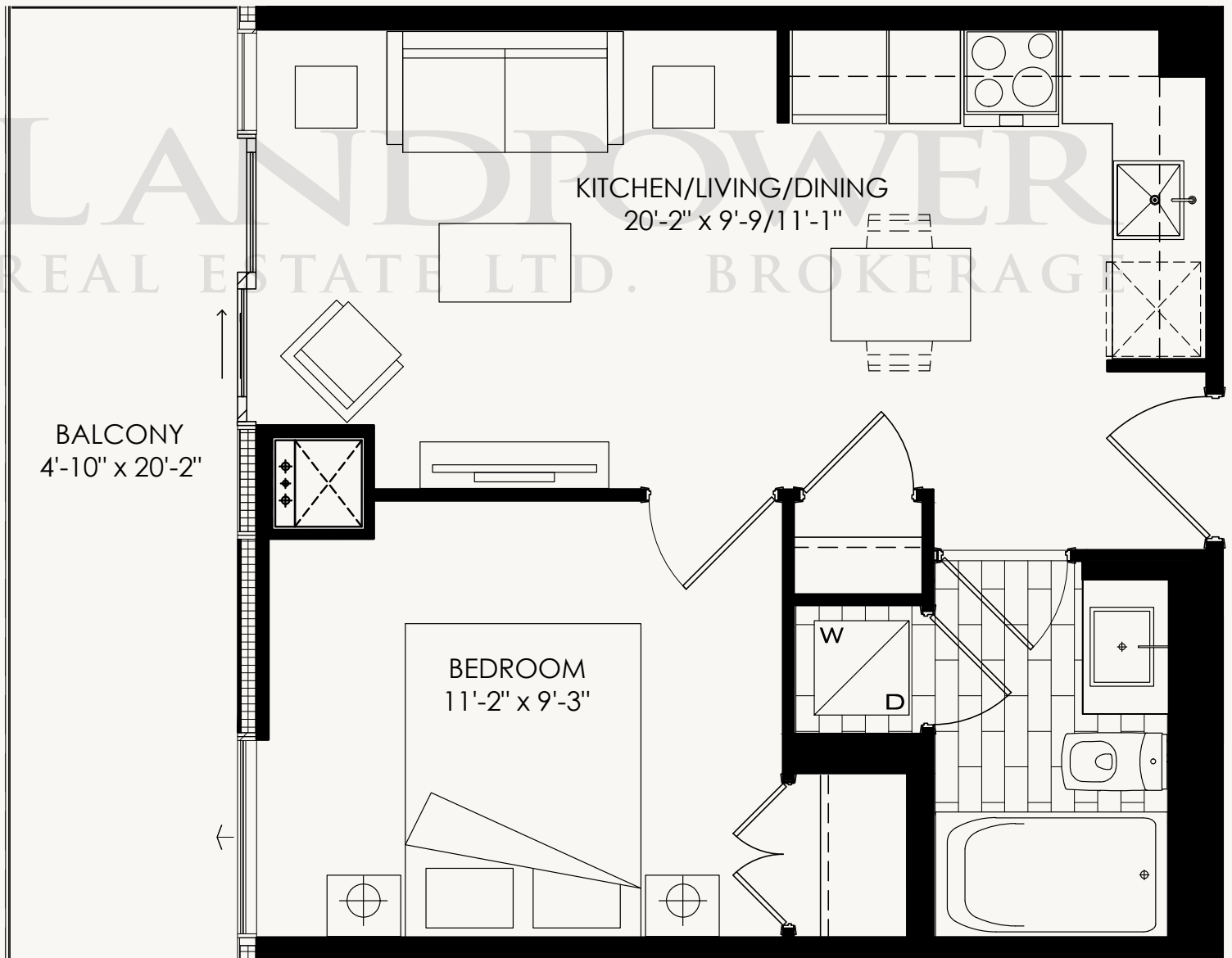
L-04



L-05 - 07



L-08



PRICES AND SPECIFICATIONS SUBJECT TO CHANGE WITHOUT NOTICE. E. & O.E. THE DIMENSIONS SHOWN ON THIS PLAN ARE APPROXIMATE ONLY. ACTUAL USEABLE FLOOR SPACE WITHIN THE UNIT MAY VARY FROM ANY STATED FLOOR AREAS OR DIMENSIONS ON THIS PLAN. FOR MORE INFORMATION ON THE METHOD USED FOR CALCULATING THE FLOOR AREA OF ANY UNIT REFERENCE SHOULD BE MADE TO BUILDER BULLETIN NO.22 PUBLISHED BY TARIOR. THE SIZE, LOCATION AND/OR CONFIGURATION OF THE WINDOWS AND SPANDREL GLASS SHOWN MAY BE CHANGED, VARIED OR MIRRORRED.

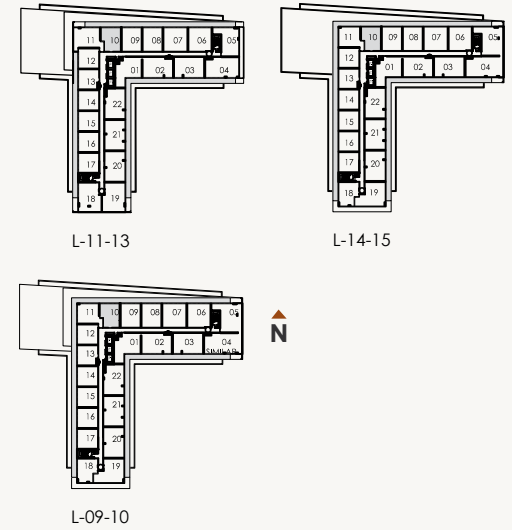
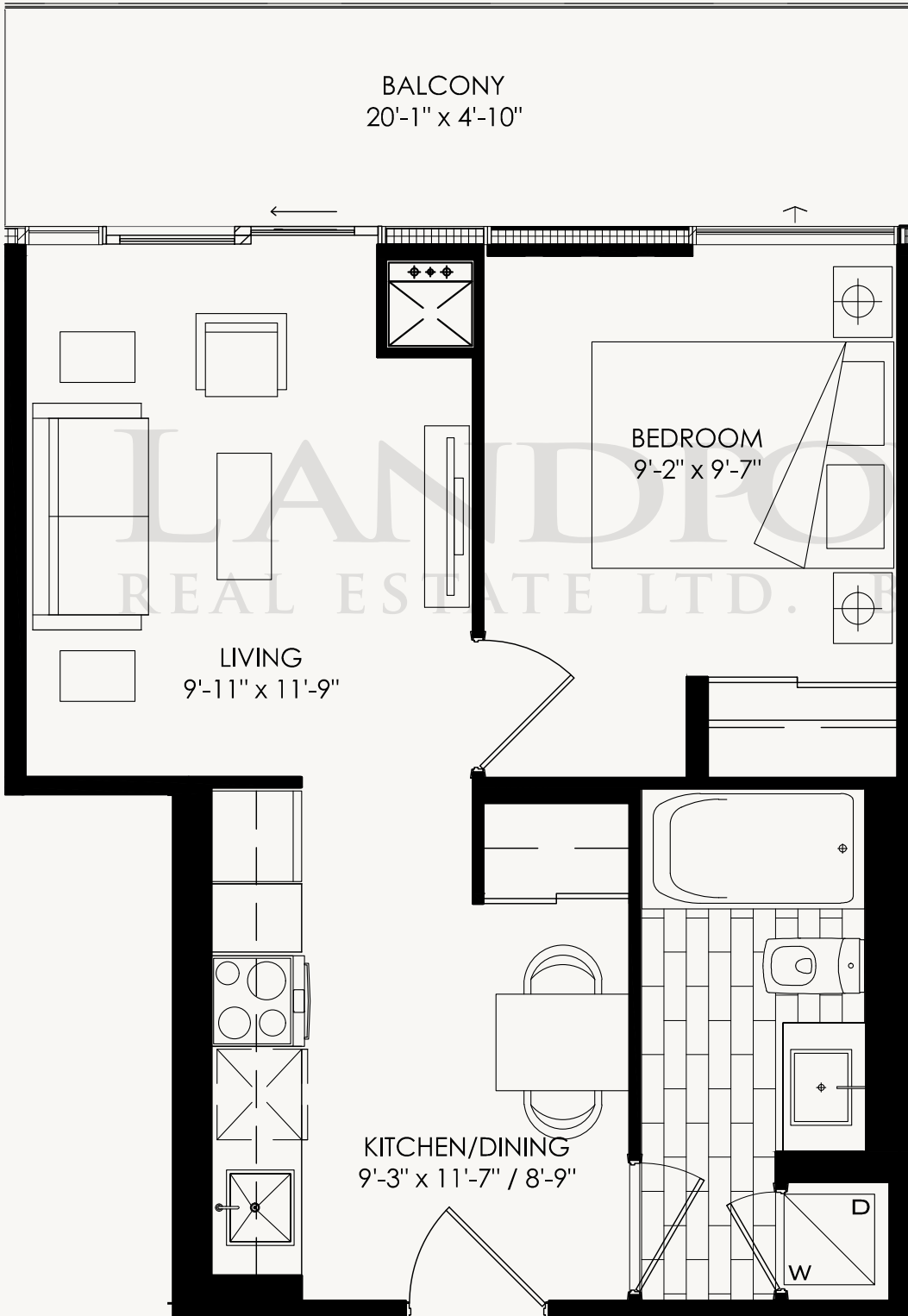
MAC

1 BEDROOM + 1 BATH

SUITE 443 SQ FT

BALCONY 95 SQ FT

TOTAL 538 SQ FT



LANDPOWER
REAL ESTATE LTD. BROKERAGE

PRICES AND SPECIFICATIONS SUBJECT TO CHANGE WITHOUT NOTICE. E. & O.E. THE DIMENSIONS SHOWN ON THIS PLAN ARE APPROXIMATE ONLY. ACTUAL USEABLE FLOOR SPACE WITHIN THE UNIT MAY VARY FROM ANY STATED FLOOR AREAS OR DIMENSIONS ON THIS PLAN. FOR MORE INFORMATION ON THE METHOD USED FOR CALCULATING THE FLOOR AREA OF ANY UNIT REFERENCE SHOULD BE MADE TO BUILDER BULLETIN NO.22 PUBLISHED BY TARIION. THE SIZE, LOCATION AND/OR CONFIGURATION OF THE WINDOWS AND SPANDREL GLASS SHOWN MAY BE CHANGED, VARIED OR MIRRORRED.



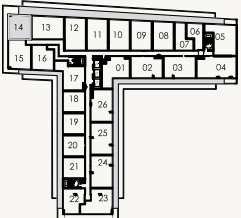
ZARA

1 BEDROOM + 1 BATH

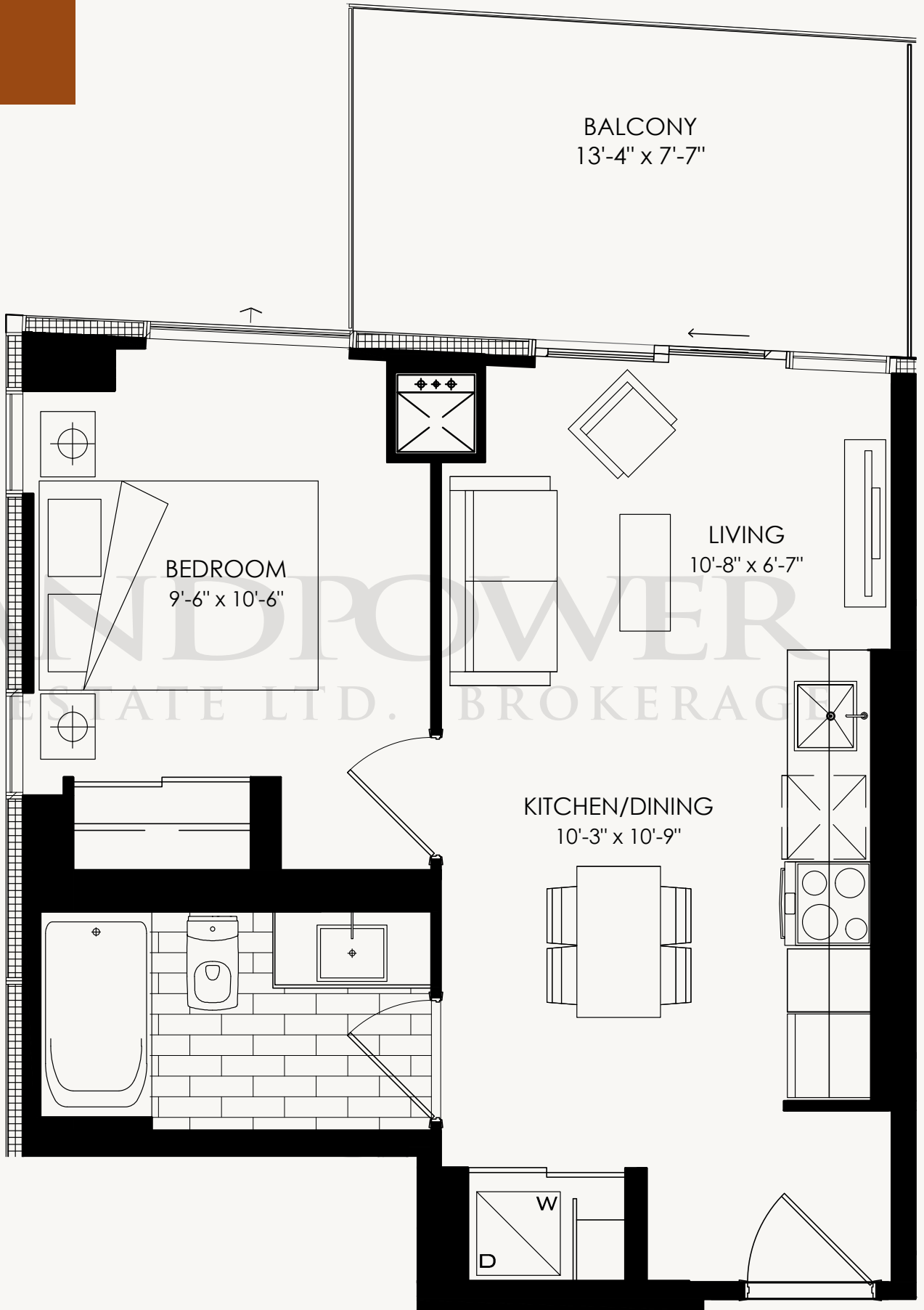
SUITE 462 SQ FT

BALCONY 102 SQ FT

TOTAL 564 SQ FT



L-04



LANDPOWVER
REAL ESTATE LTD. BROKERAGE



PRICES AND SPECIFICATIONS SUBJECT TO CHANGE WITHOUT NOTICE. E. & O.E. THE DIMENSIONS SHOWN ON THIS PLAN ARE APPROXIMATE ONLY. ACTUAL USEABLE FLOOR SPACE WITHIN THE UNIT MAY VARY FROM ANY STATED FLOOR AREAS OR DIMENSIONS ON THIS PLAN. FOR MORE INFORMATION ON THE METHOD USED FOR CALCULATING THE FLOOR AREA OF ANY UNIT REFERENCE SHOULD BE MADE TO BUILDER BULLETIN NO.22 PUBLISHED BY TARIION. THE SIZE, LOCATION AND/OR CONFIGURATION OF THE WINDOWS AND SPANDREL GLASS SHOWN MAY BE CHANGED, VARIED OR MIRRORED.

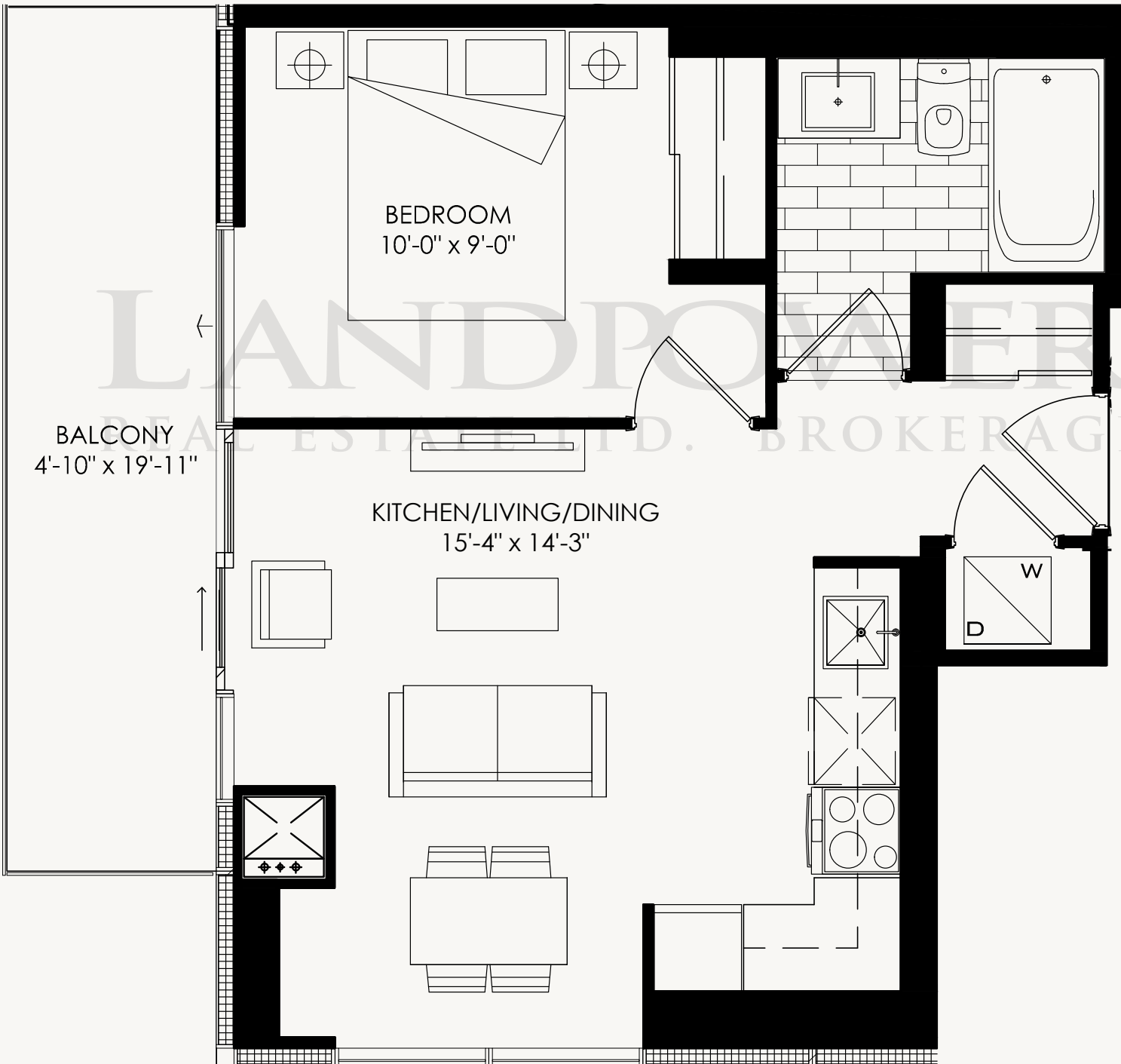
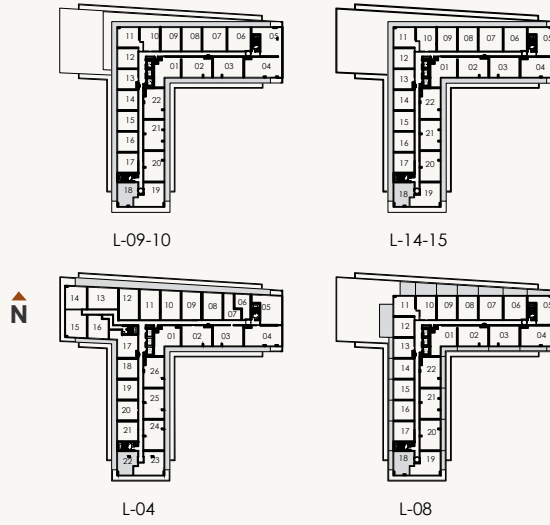
LOUIS

1 BEDROOM + 1 BATH

SUITE 475 SQ FT

BALCONY 96 SQ FT

TOTAL 571 SQ FT



PRICES AND SPECIFICATIONS SUBJECT TO CHANGE WITHOUT NOTICE. E. & O.E. THE DIMENSIONS SHOWN ON THIS PLAN ARE APPROXIMATE ONLY. ACTUAL USEABLE FLOOR SPACE WITHIN THE UNIT MAY VARY FROM ANY STATED FLOOR AREAS OR DIMENSIONS ON THIS PLAN. FOR MORE INFORMATION ON THE METHOD USED FOR CALCULATING THE FLOOR AREA OF ANY UNIT REFERENCE SHOULD BE MADE TO BUILDER BULLETIN NO.22 PUBLISHED BY TARION. THE SIZE, LOCATION AND/OR CONFIGURATION OF THE WINDOWS AND SPANDREL GLASS SHOWN MAY BE CHANGED, VARIED OR MIRRORED.



CONTEXT



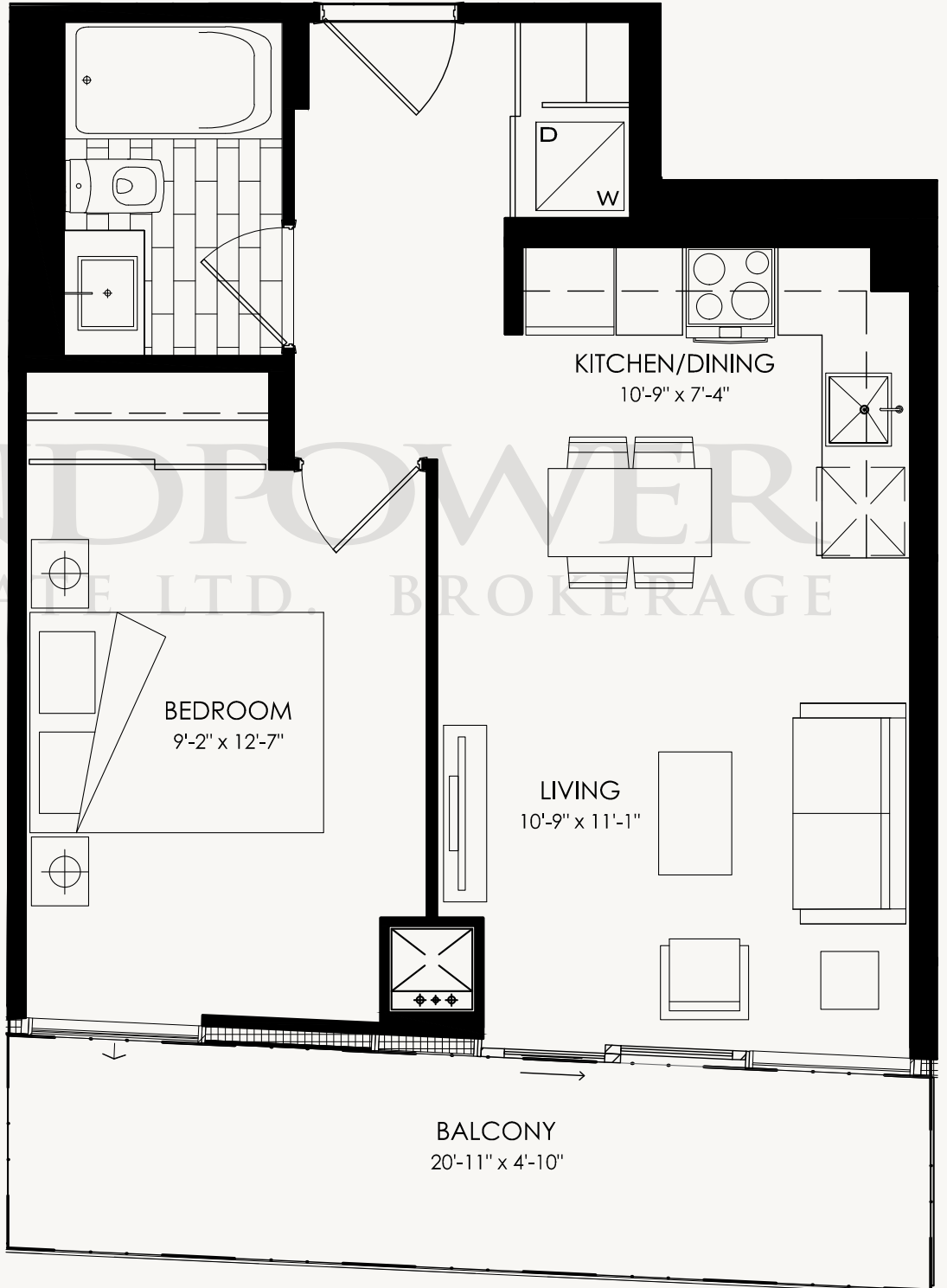
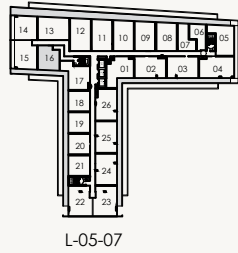
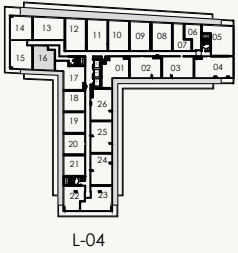
BROWNS

1 BEDROOM + 1 BATH

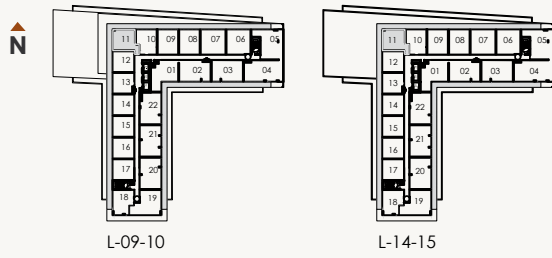
SUITE 478 SQ FT

BALCONY 102 SQ FT

TOTAL 580 SQ FT



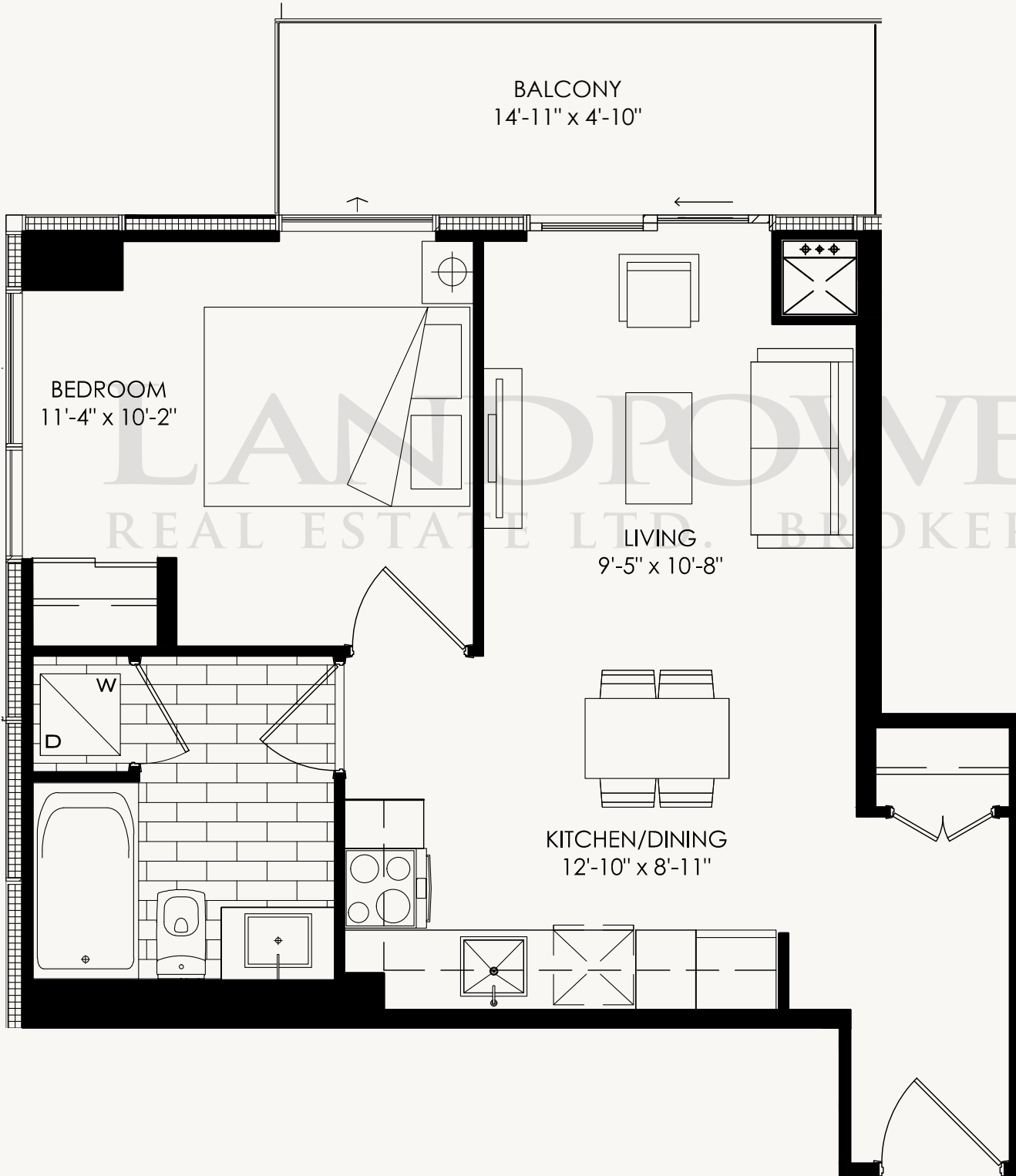
PRICES AND SPECIFICATIONS SUBJECT TO CHANGE WITHOUT NOTICE. E. & O.E. THE DIMENSIONS SHOWN ON THIS PLAN ARE APPROXIMATE ONLY. ACTUAL USEABLE FLOOR SPACE WITHIN THE UNIT MAY VARY FROM ANY STATED FLOOR AREAS OR DIMENSIONS ON THIS PLAN. FOR MORE INFORMATION ON THE METHOD USED FOR CALCULATING THE FLOOR AREA OF ANY UNIT REFERENCE SHOULD BE MADE TO BUILDER BULLETIN NO.22 PUBLISHED BY TARION. THE SIZE, LOCATION AND/OR CONFIGURATION OF THE WINDOWS AND SPANDREL GLASS SHOWN MAY BE CHANGED, VARIED OR MIRRORED.



LACOSTE

1 BEDROOM + 1 BATH

SUITE 491 SQ FT
BALCONY 72 SQ FT
TOTAL 563 SQ FT



PRICES AND SPECIFICATIONS SUBJECT TO CHANGE WITHOUT NOTICE. E. & O.E. THE DIMENSIONS SHOWN ON THIS PLAN ARE APPROXIMATE ONLY. ACTUAL USEABLE FLOOR SPACE WITHIN THE UNIT MAY VARY FROM ANY STATED FLOOR AREAS OR DIMENSIONS ON THIS PLAN. FOR MORE INFORMATION ON THE METHOD USED FOR CALCULATING THE FLOOR AREA OF ANY UNIT REFERENCE SHOULD BE MADE TO BUILDER BULLETIN NO.22 PUBLISHED BY TARION. THE SIZE, LOCATION AND/OR CONFIGURATION OF THE WINDOWS AND SPANDREL GLASS SHOWN MAY BE CHANGED, VARIED OR MIRRORRED.



ARMANI

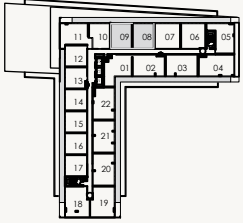
1 BEDROOM + DEN + 1 BATH



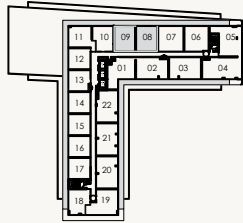
SUITE 487 SQ FT

BALCONY 97 SQ FT

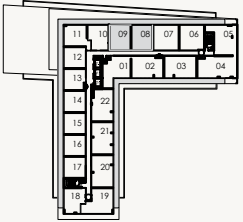
TOTAL 584 SQ FT



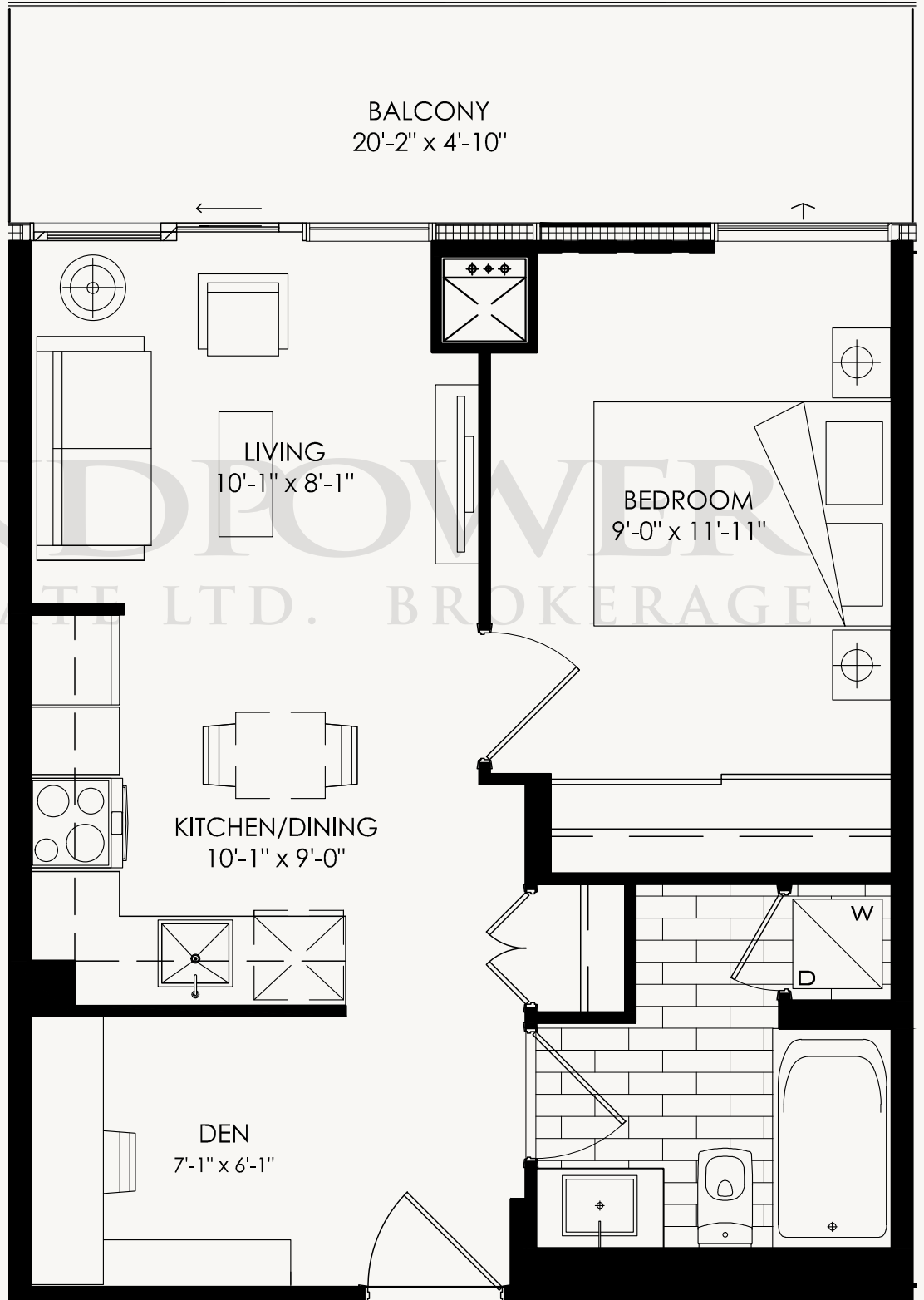
L-11-13



L-14-15



L-09-10



PRICES AND SPECIFICATIONS SUBJECT TO CHANGE WITHOUT NOTICE. E. & O.E. THE DIMENSIONS SHOWN ON THIS PLAN ARE APPROXIMATE ONLY. ACTUAL USEABLE FLOOR SPACE WITHIN THE UNIT MAY VARY FROM ANY STATED FLOOR AREAS OR DIMENSIONS ON THIS PLAN. FOR MORE INFORMATION ON THE METHOD USED FOR CALCULATING THE FLOOR AREA OF ANY UNIT REFERENCE SHOULD BE MADE TO BUILDER BULLETIN NO.22 PUBLISHED BY TARIION. THE SIZE, LOCATION AND/OR CONFIGURATION OF THE WINDOWS AND SPANDREL GLASS SHOWN MAY BE CHANGED, VARIED OR MIRRORRED.

H&M

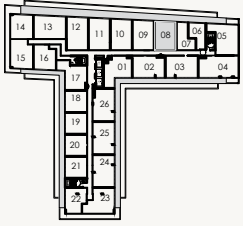
1 BEDROOM + 1 BATH + FLEX



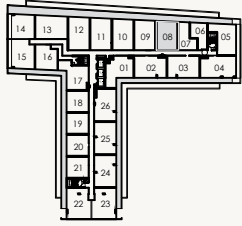
SUITE 548 SQ FT

BALCONY 119 SQ FT

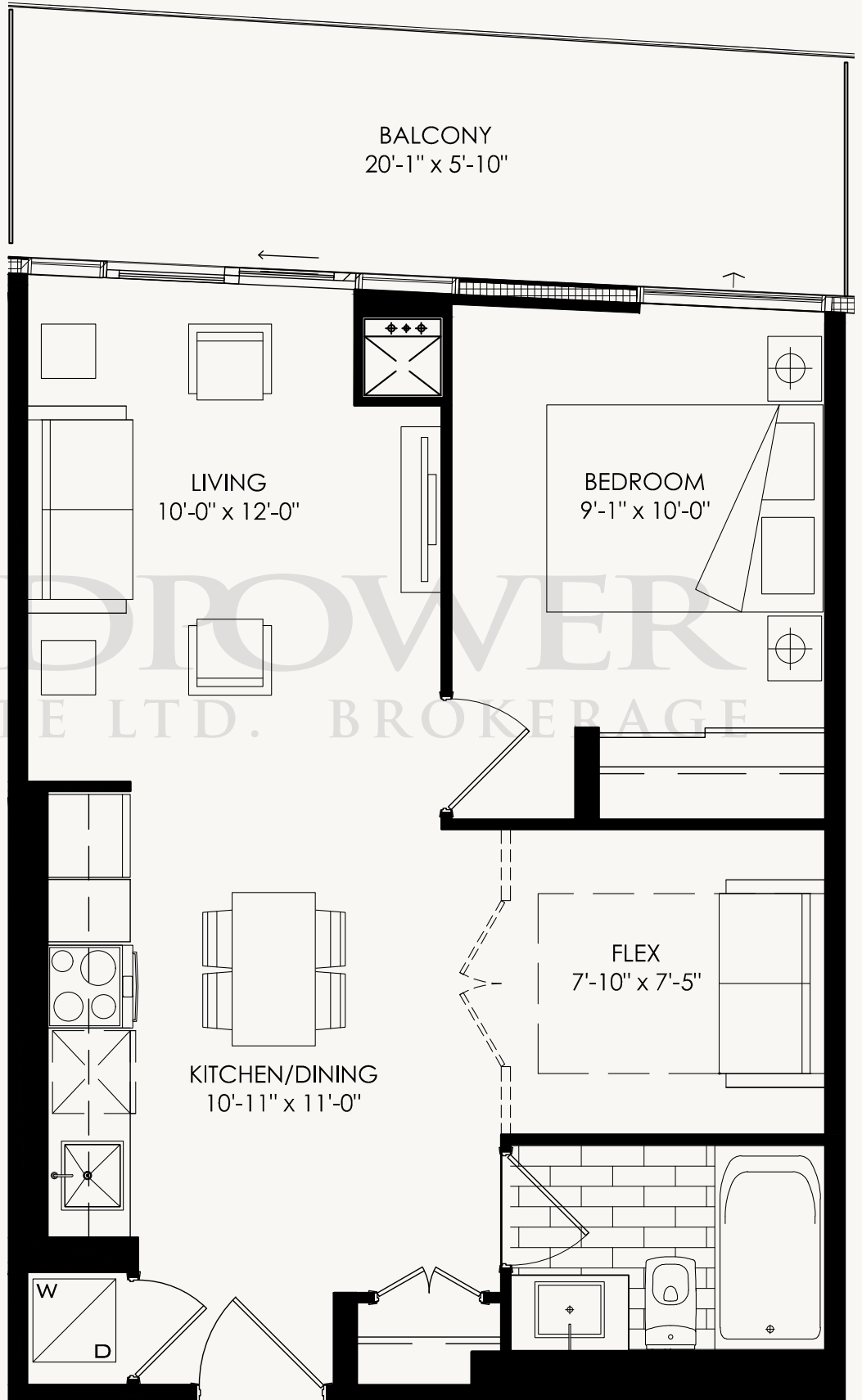
TOTAL 667 SQ FT



L-04



L-05-07



LANDPROVER
REAL ESTATE LTD. BROKERAGE



PRICES AND SPECIFICATIONS SUBJECT TO CHANGE WITHOUT NOTICE. E. & O.E. THE DIMENSIONS SHOWN ON THIS PLAN ARE APPROXIMATE ONLY. ACTUAL USEABLE FLOOR SPACE WITHIN THE UNIT MAY VARY FROM ANY STATED FLOOR AREAS OR DIMENSIONS ON THIS PLAN. FOR MORE INFORMATION ON THE METHOD USED FOR CALCULATING THE FLOOR AREA OF ANY UNIT REFERENCE SHOULD BE MADE TO BUILDER BULLETIN NO.22 PUBLISHED BY TARION. THE SIZE, LOCATION AND/OR CONFIGURATION OF THE WINDOWS AND SPANDREL GLASS SHOWN MAY BE CHANGED, VARIED OR MIRRORRED.

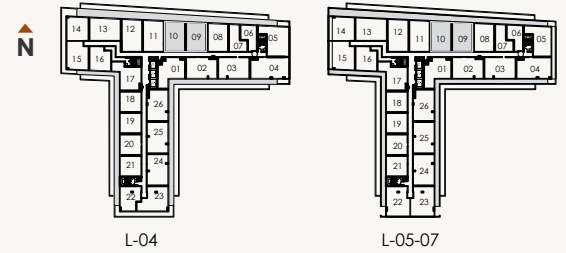
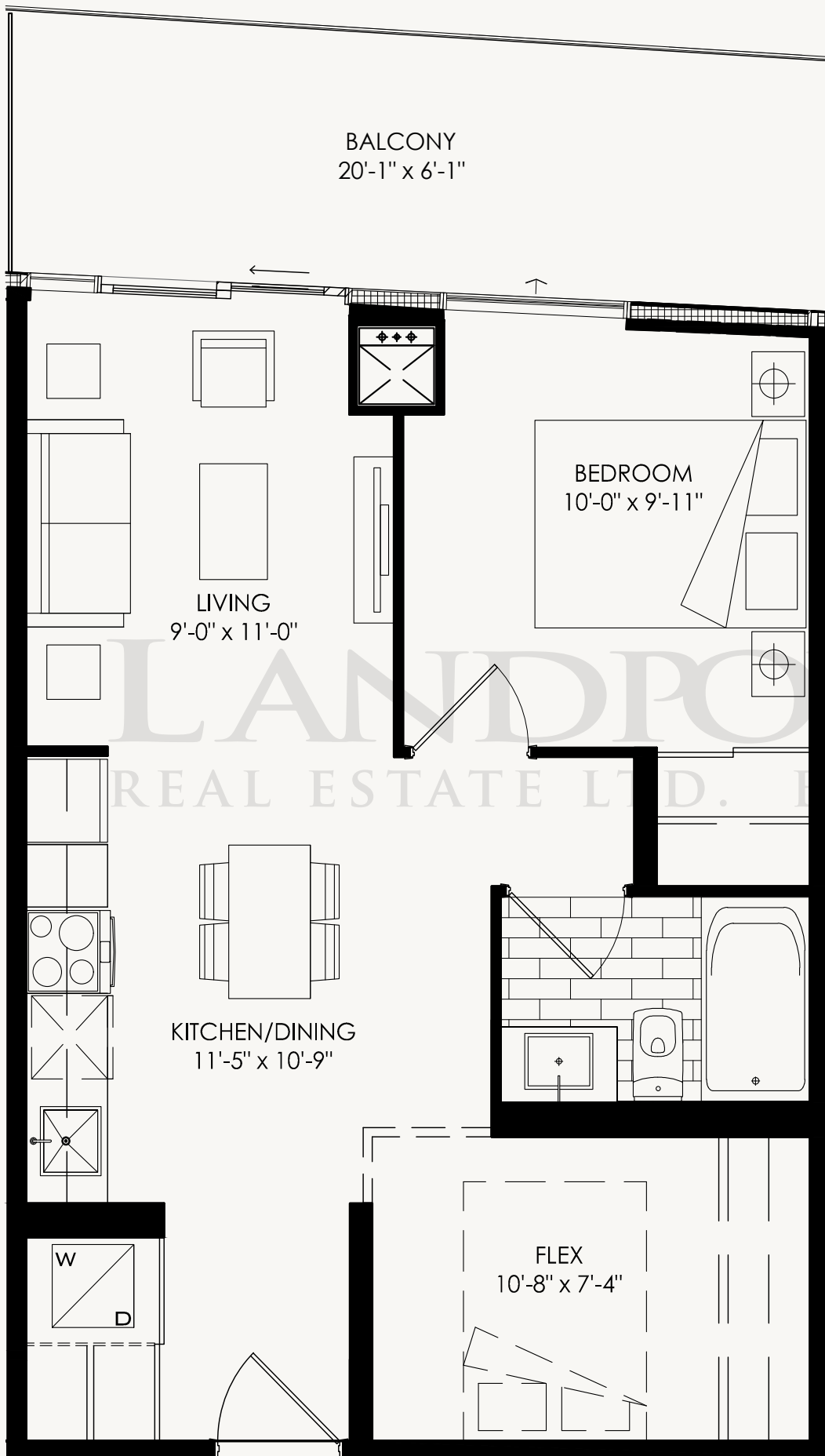
TIFFANY 1+2

1 BEDROOM + FLEX + 1 BATH

SUITE 567/586 SQ FT

BALCONY 125/130 SQ FT

TOTAL 692/716 SQ FT



LANDPOWER
REAL ESTATE LTD. BROKERAGE

PRICES AND SPECIFICATIONS SUBJECT TO CHANGE WITHOUT NOTICE. E. & O.E. THE DIMENSIONS SHOWN ON THIS PLAN ARE APPROXIMATE ONLY. ACTUAL USEABLE FLOOR SPACE WITHIN THE UNIT MAY VARY FROM ANY STATED FLOOR AREAS OR DIMENSIONS ON THIS PLAN. FOR MORE INFORMATION ON THE METHOD USED FOR CALCULATING THE FLOOR AREA OF ANY UNIT REFERENCE SHOULD BE MADE TO BUILDER BULLETIN NO.22 PUBLISHED BY TARION. THE SIZE, LOCATION AND/OR CONFIGURATION OF THE WINDOWS AND SPANDREL GLASS SHOWN MAY BE CHANGED, VARIED OR MIRRORED.



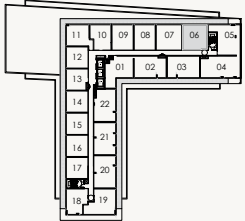
HOLTS

2 BEDROOM + 1 BATH

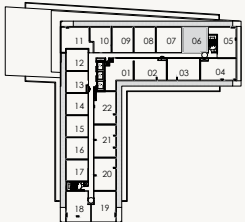
SUITE 562 SQ FT

BALCONY 112 SQ FT

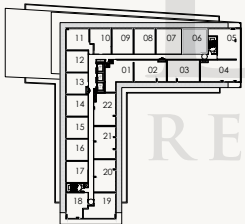
TOTAL 674 SQ FT



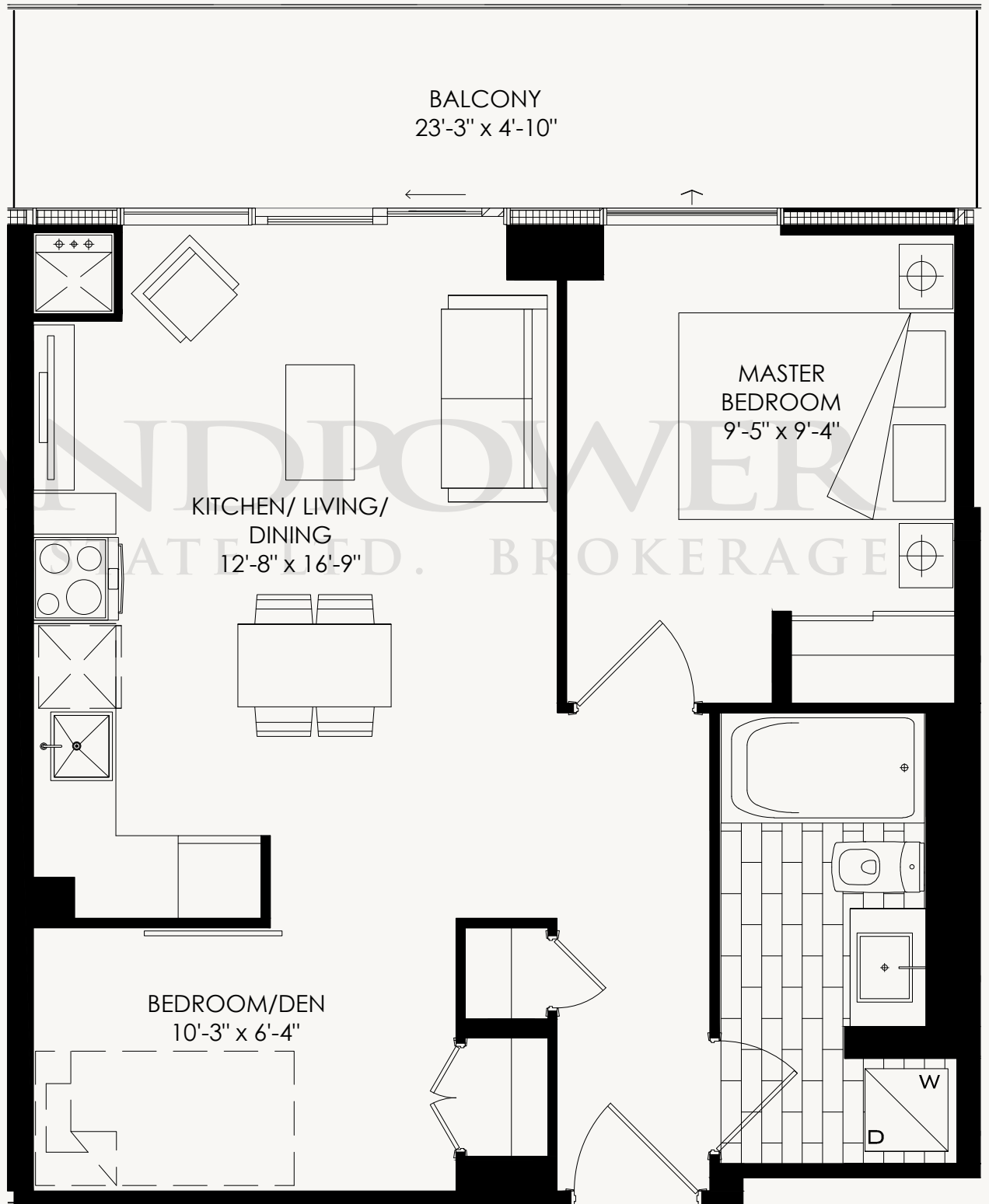
L-14-15



L-11-13



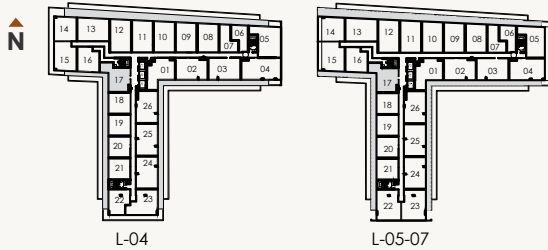
L-09-10



LANDPOWER REAL ESTATE BROKERAGE



PRICES AND SPECIFICATIONS SUBJECT TO CHANGE WITHOUT NOTICE. E. & O.E. THE DIMENSIONS SHOWN ON THIS PLAN ARE APPROXIMATE ONLY. ACTUAL USEABLE FLOOR SPACE WITHIN THE UNIT MAY VARY FROM ANY STATED FLOOR AREAS OR DIMENSIONS ON THIS PLAN. FOR MORE INFORMATION ON THE METHOD USED FOR CALCULATING THE FLOOR AREA OF ANY UNIT REFERENCE SHOULD BE MADE TO BUILDER BULLETIN NO.22 PUBLISHED BY TARIOR. THE SIZE, LOCATION AND/OR CONFIGURATION OF THE WINDOWS AND SPANDREL GLASS SHOWN MAY BE CHANGED, VARIED OR MIRRORRED.

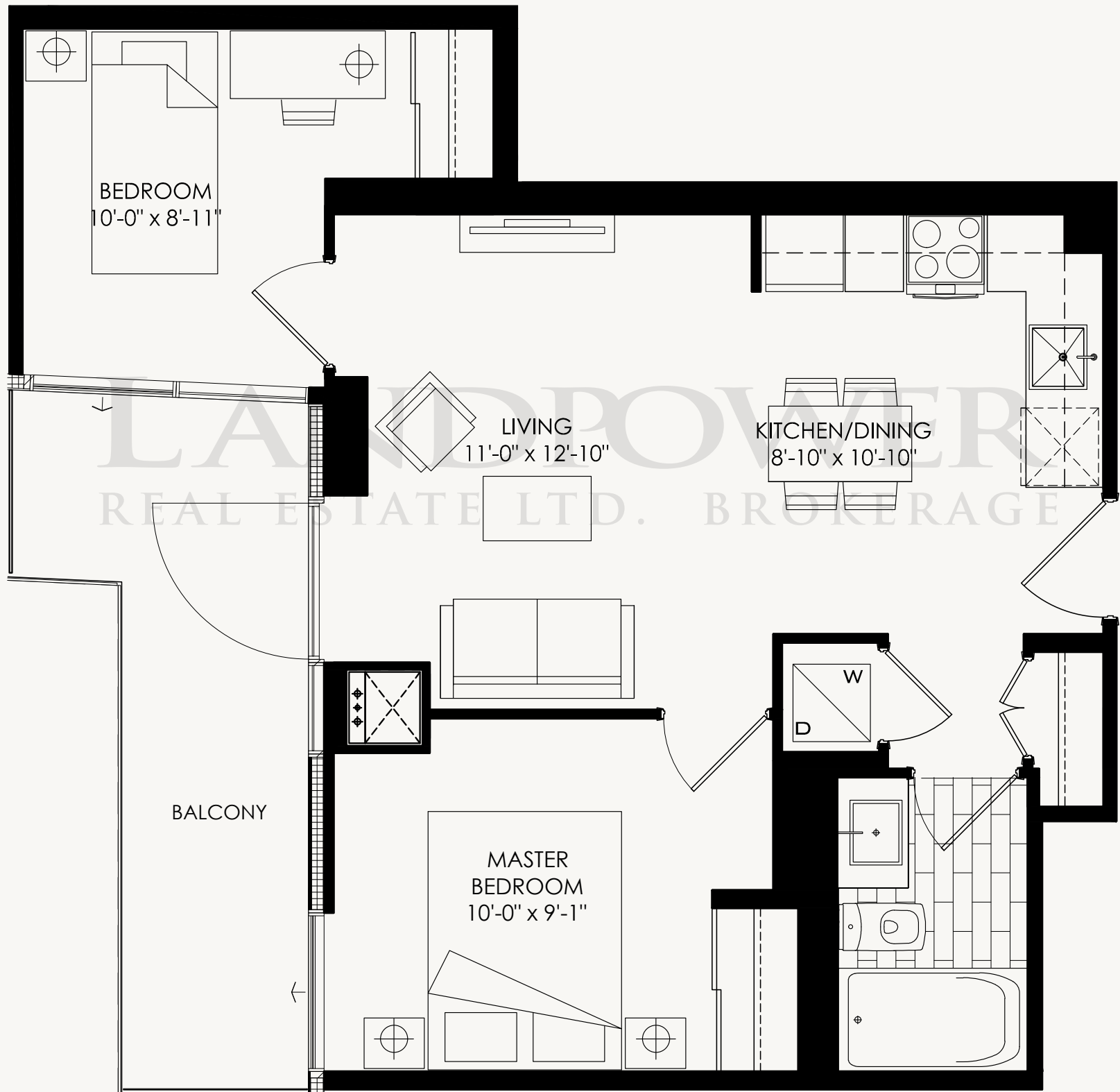


DIESEL

2 BEDROOM + 1 BATH



SUITE 580 SQ FT
BALCONY 100 SQ FT
TOTAL 680 SQ FT



PRICES AND SPECIFICATIONS SUBJECT TO CHANGE WITHOUT NOTICE. E. & O.E. THE DIMENSIONS SHOWN ON THIS PLAN ARE APPROXIMATE ONLY. ACTUAL USEABLE FLOOR SPACE WITHIN THE UNIT MAY VARY FROM ANY STATED FLOOR AREAS OR DIMENSIONS ON THIS PLAN. FOR MORE INFORMATION ON THE METHOD USED FOR CALCULATING THE FLOOR AREA OF ANY UNIT REFERENCE SHOULD BE MADE TO BUILDER BULLETIN NO.22 PUBLISHED BY TARIION. THE SIZE, LOCATION AND/OR CONFIGURATION OF THE WINDOWS AND SPANDREL GLASS SHOWN MAY BE CHANGED, VARIED OR MIRRORRED.



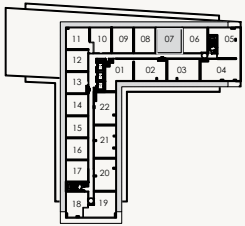
J.CREW

2 BEDROOM + 1 BATH

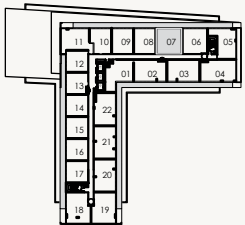
SUITE 581 SQ FT

BALCONY 113 SQ FT

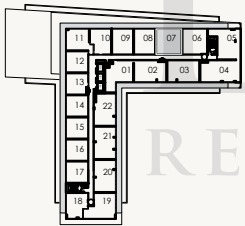
TOTAL 694 SQ FT



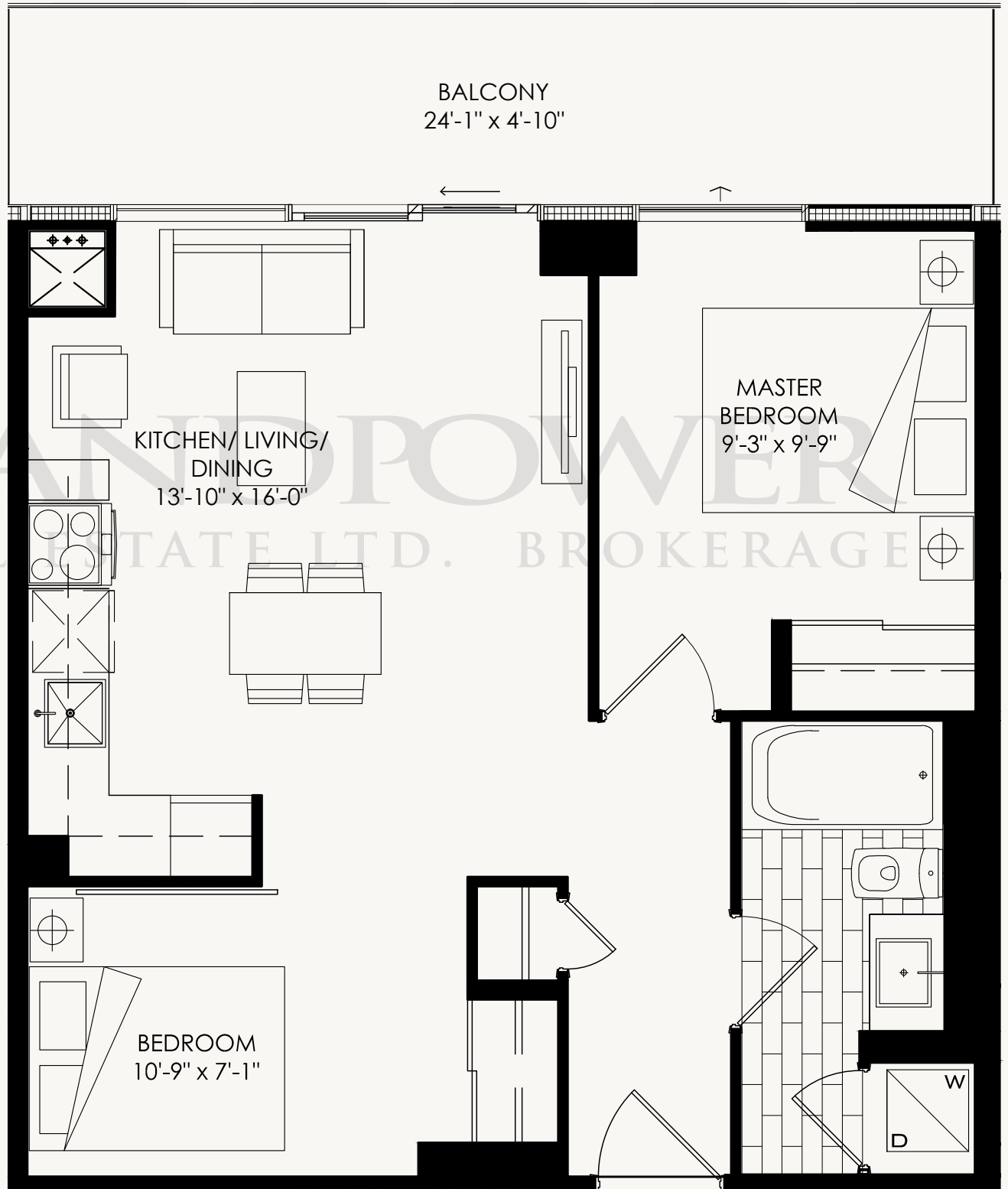
L-14-15



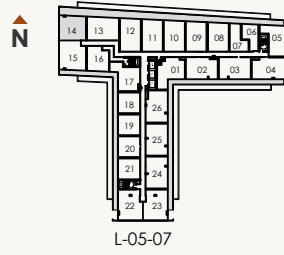
L-11-13



L-09-10



PRICES AND SPECIFICATIONS SUBJECT TO CHANGE WITHOUT NOTICE. E. & O.E. THE DIMENSIONS SHOWN ON THIS PLAN ARE APPROXIMATE ONLY. ACTUAL USEABLE FLOOR SPACE WITHIN THE UNIT MAY VARY FROM ANY STATED FLOOR AREAS OR DIMENSIONS ON THIS PLAN. FOR MORE INFORMATION ON THE METHOD USED FOR CALCULATING THE FLOOR AREA OF ANY UNIT REFERENCE SHOULD BE MADE TO BUILDER BULLETIN NO.22 PUBLISHED BY TARION. THE SIZE, LOCATION AND/OR CONFIGURATION OF THE WINDOWS AND SPANDREL GLASS SHOWN MAY BE CHANGED, VARIED OR MIRRORED.



BIRKS

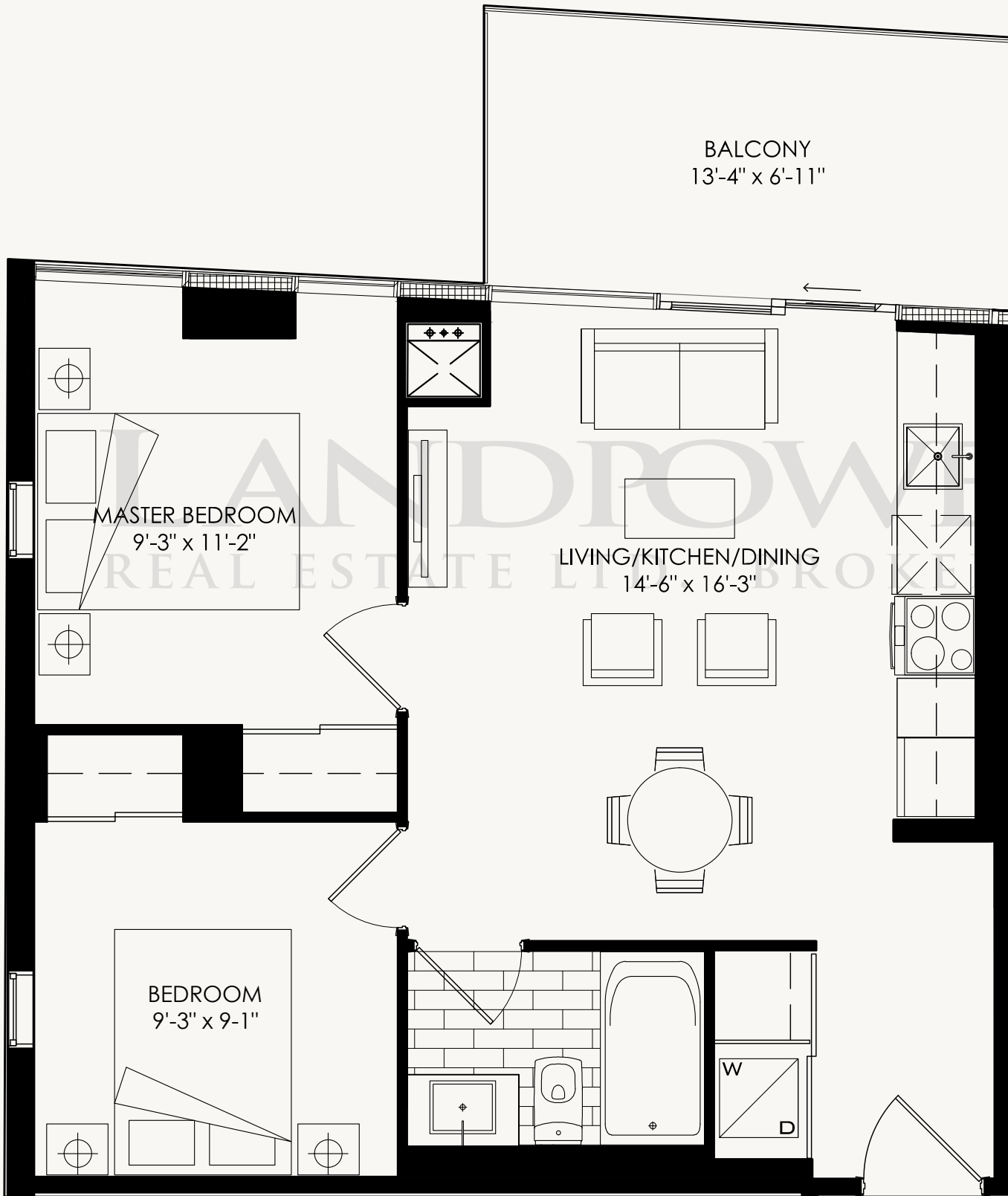
2 BEDROOM + 1 BATH



SUITE 587 SQ FT

BALCONY 92 SQ FT

TOTAL 679 SQ FT



PRICES AND SPECIFICATIONS SUBJECT TO CHANGE WITHOUT NOTICE. E. & O.E. THE DIMENSIONS SHOWN ON THIS PLAN ARE APPROXIMATE ONLY. ACTUAL USEABLE FLOOR SPACE WITHIN THE UNIT MAY VARY FROM ANY STATED FLOOR AREAS OR DIMENSIONS ON THIS PLAN. FOR MORE INFORMATION ON THE METHOD USED FOR CALCULATING THE FLOOR AREA OF ANY UNIT REFERENCE SHOULD BE MADE TO BUILDER BULLETIN NO.22 PUBLISHED BY TARION. THE SIZE, LOCATION AND/OR CONFIGURATION OF THE WINDOWS AND SPANDREL GLASS SHOWN MAY BE CHANGED, VARIED OR MIRRORRED.



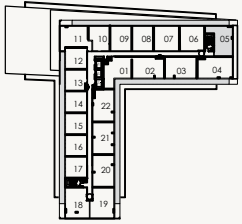
BURBERRY 2

2 BEDROOM + 1 BATH

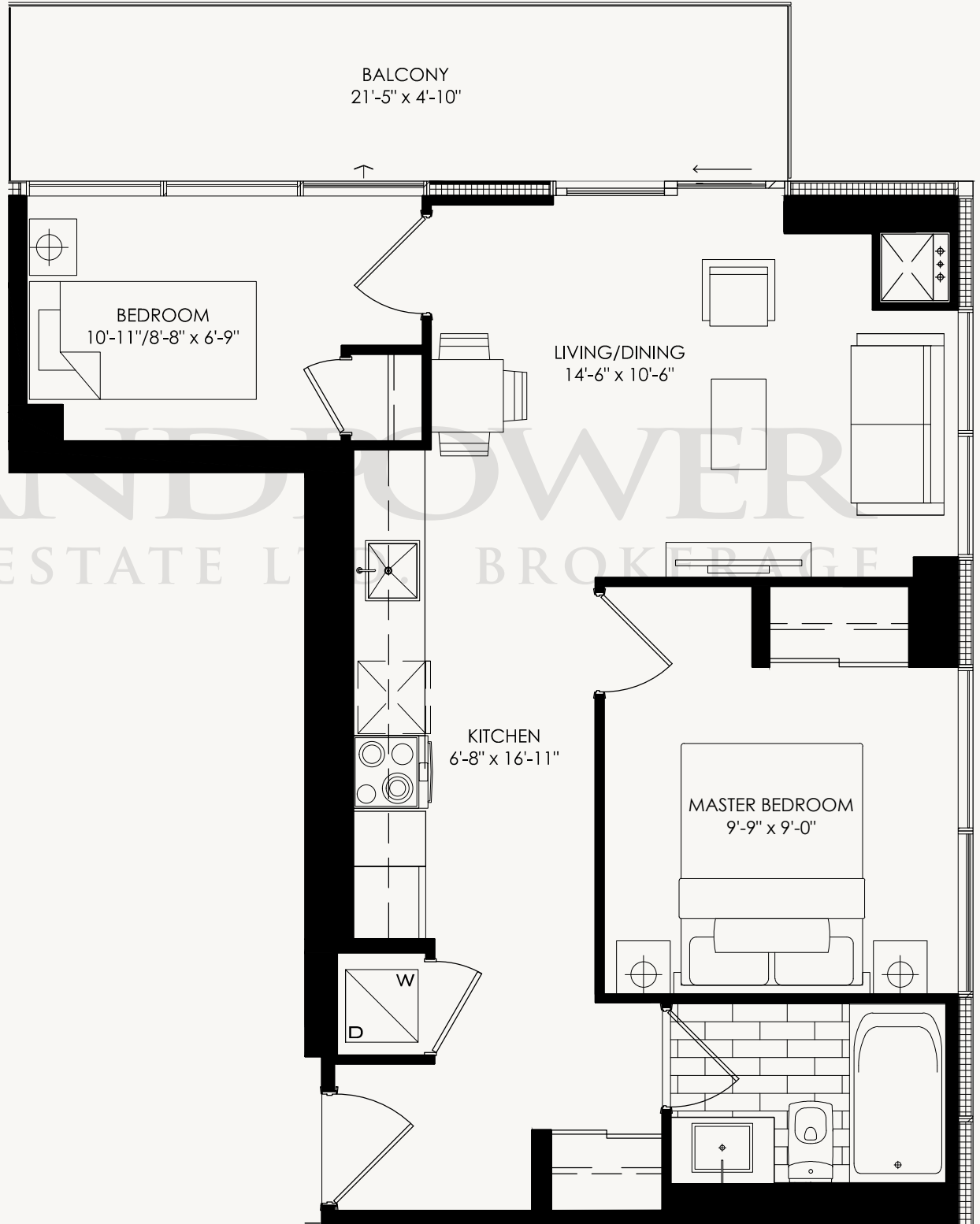
SUITE 593 SQ FT

BALCONY 104 SQ FT

TOTAL 697 SQ FT



L-11-13



PRICES AND SPECIFICATIONS SUBJECT TO CHANGE WITHOUT NOTICE. E. & O.E. THE DIMENSIONS SHOWN ON THIS PLAN ARE APPROXIMATE ONLY. ACTUAL USEABLE FLOOR SPACE WITHIN THE UNIT MAY VARY FROM ANY STATED FLOOR AREAS OR DIMENSIONS ON THIS PLAN. FOR MORE INFORMATION ON THE METHOD USED FOR CALCULATING THE FLOOR AREA OF ANY UNIT REFERENCE SHOULD BE MADE TO BUILDER BULLETIN NO.22 PUBLISHED BY TARION. THE SIZE, LOCATION AND/OR CONFIGURATION OF THE WINDOWS AND SPANDREL GLASS SHOWN MAY BE CHANGED, VARIED OR MIRRORED.

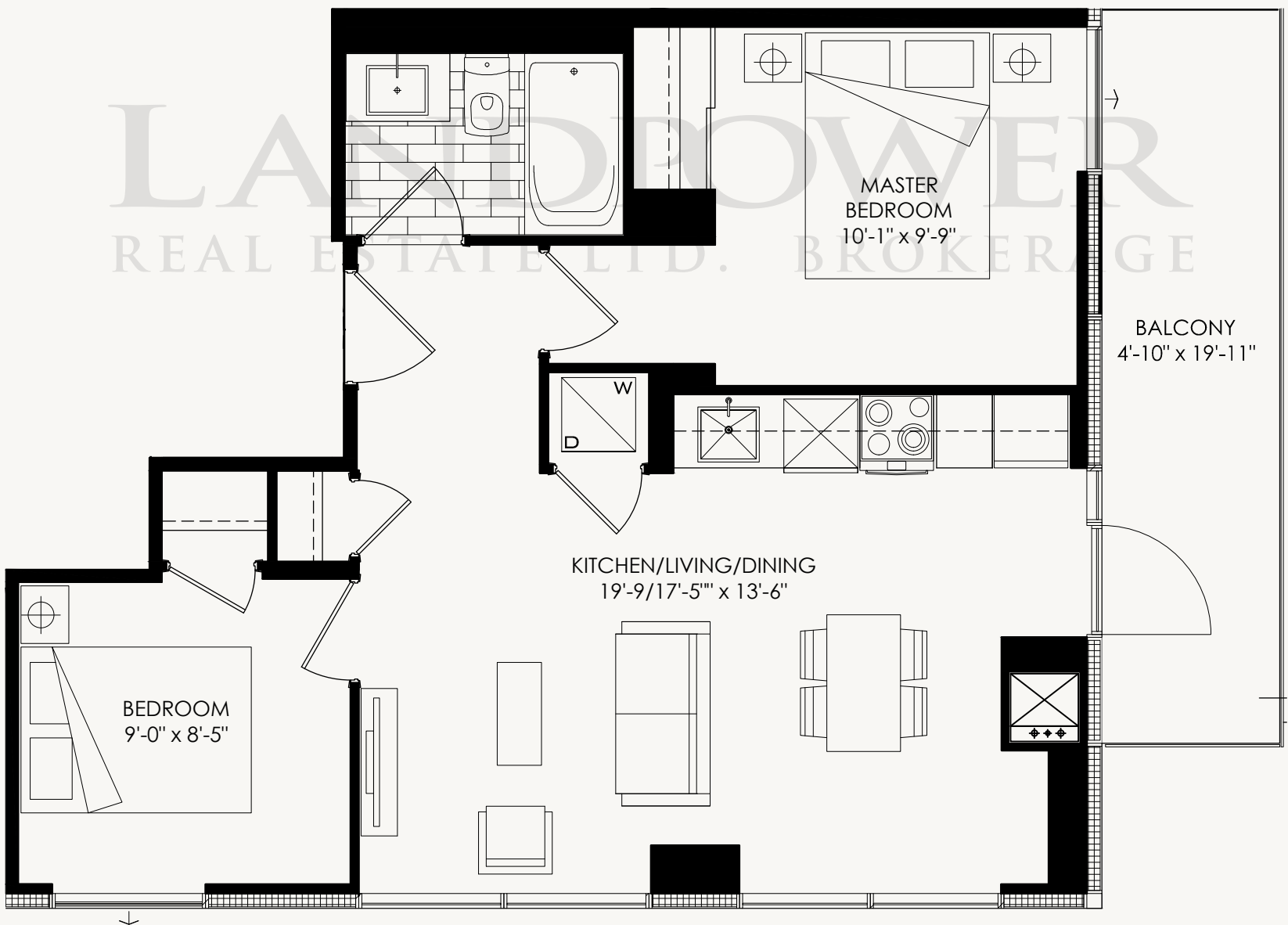
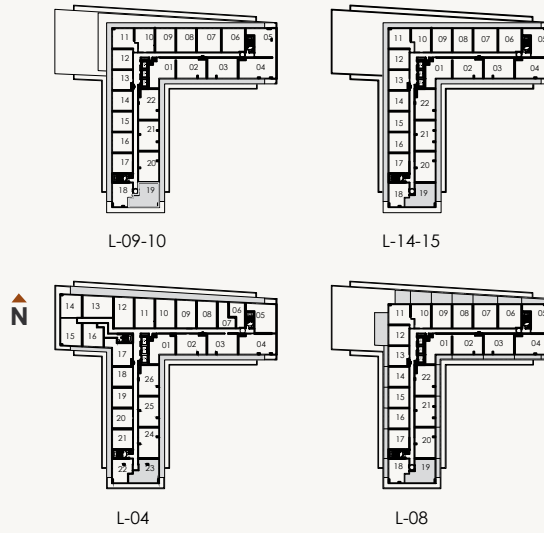
VUITTON

2 BEDROOM + 1 BATH

SUITE 604 SQ FT

BALCONY 96 SQ FT

TOTAL 700 SQ FT



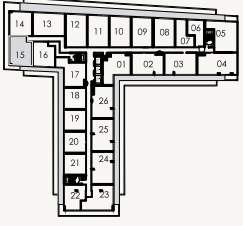
PRICES AND SPECIFICATIONS SUBJECT TO CHANGE WITHOUT NOTICE. E. & O.E. THE DIMENSIONS SHOWN ON THIS PLAN ARE APPROXIMATE ONLY. ACTUAL USEABLE FLOOR SPACE WITHIN THE UNIT MAY VARY FROM ANY STATED FLOOR AREAS OR DIMENSIONS ON THIS PLAN. FOR MORE INFORMATION ON THE METHOD USED FOR CALCULATING THE FLOOR AREA OF ANY UNIT REFERENCE SHOULD BE MADE TO BUILDER BULLETIN NO.22 PUBLISHED BY TARION. THE SIZE, LOCATION AND/OR CONFIGURATION OF THE WINDOWS AND SPANDREL GLASS SHOWN MAY BE CHANGED, VARIED OR MIRRORED.



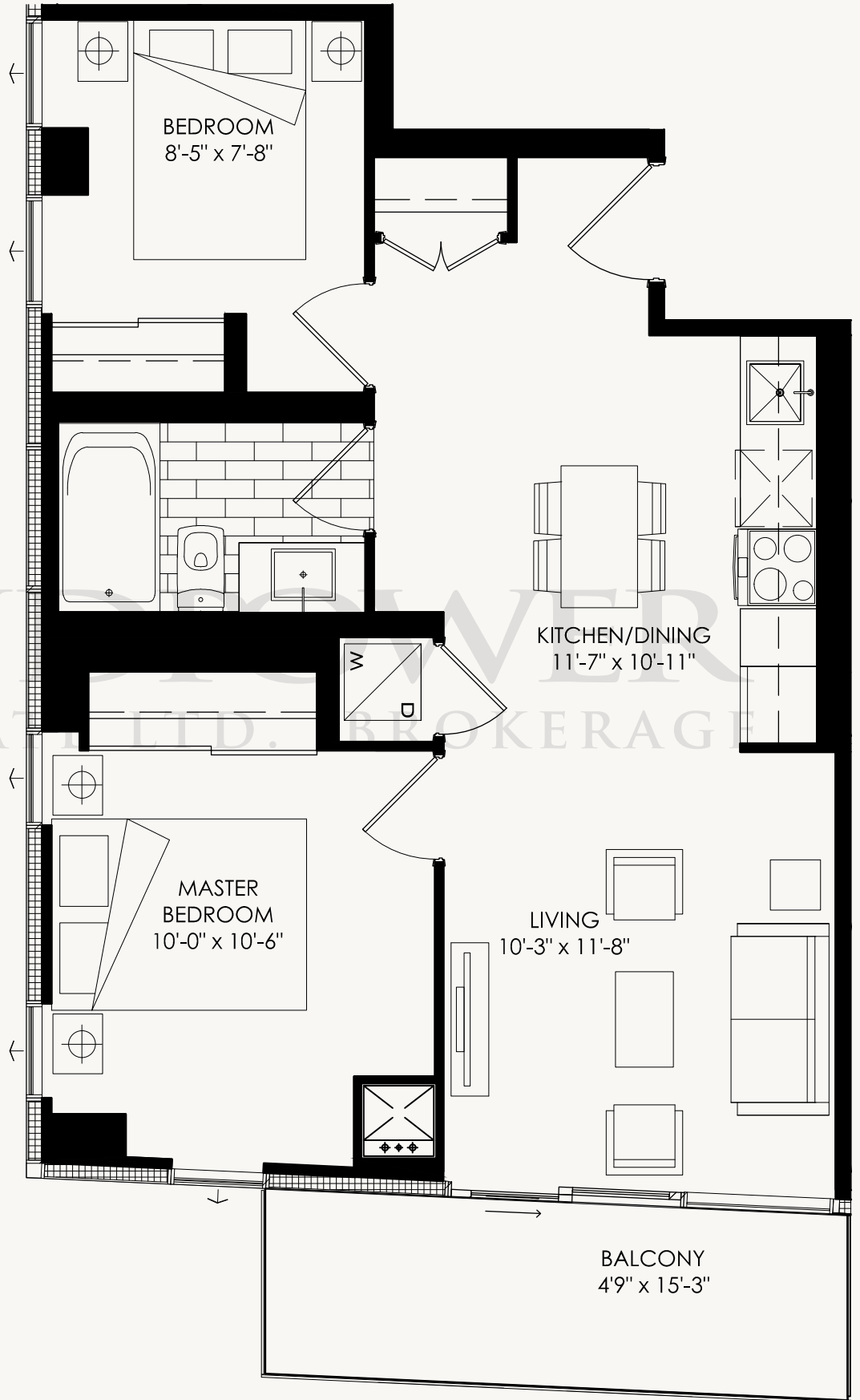
SALVATORE

2 BEDROOM + 1 BATH

SUITE 607 SQ FT
 BALCONY 74 SQ FT
 TOTAL 681 SQ FT



L-04



LANAN REAL ESTATE LTD. BROKERAGE

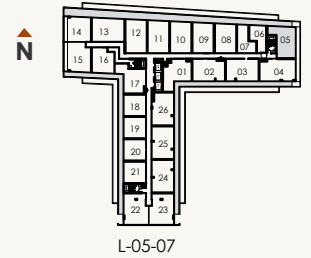
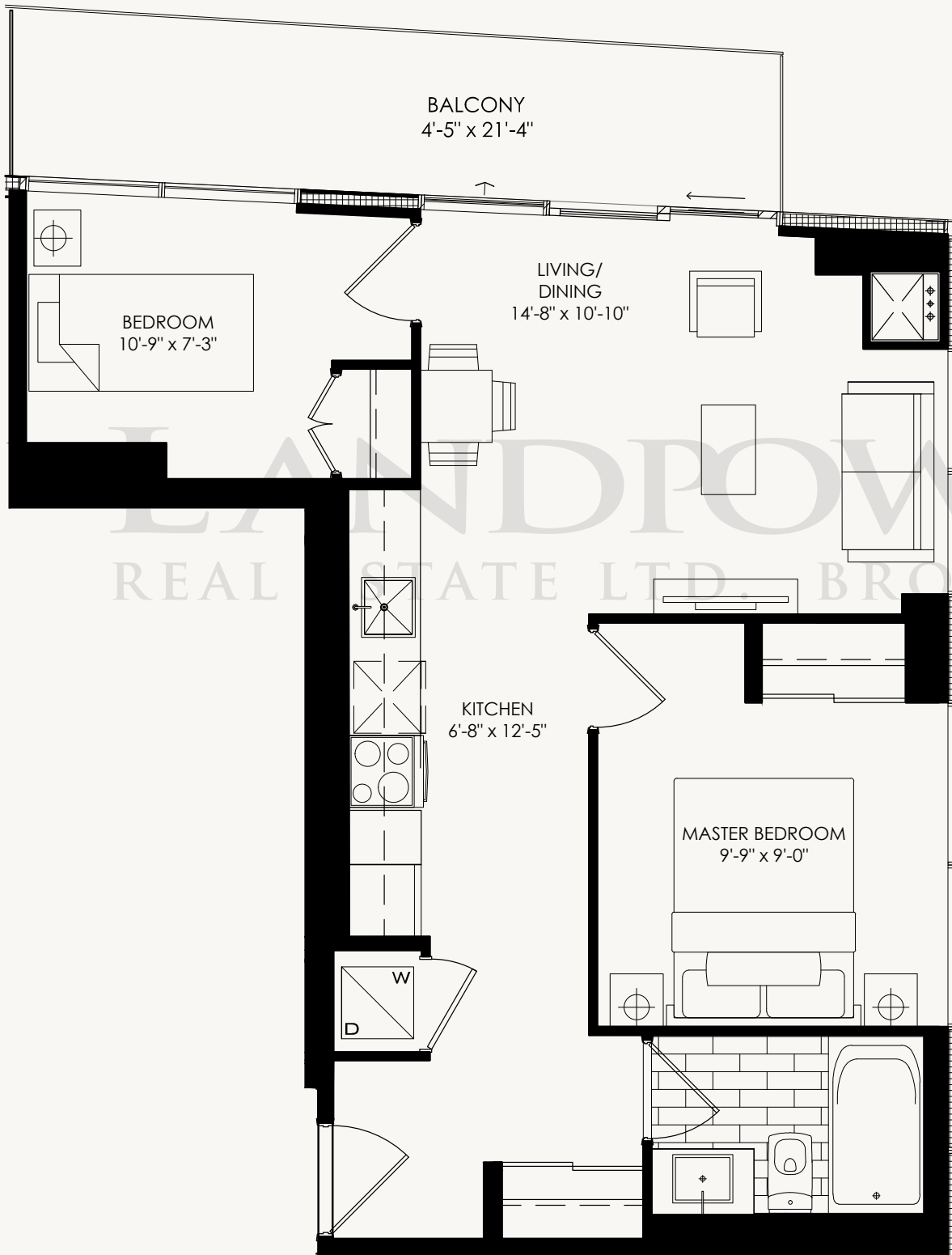


PRICES AND SPECIFICATIONS SUBJECT TO CHANGE WITHOUT NOTICE. E. & O.E. THE DIMENSIONS SHOWN ON THIS PLAN ARE APPROXIMATE ONLY. ACTUAL USEABLE FLOOR SPACE WITHIN THE UNIT MAY VARY FROM ANY STATED FLOOR AREAS OR DIMENSIONS ON THIS PLAN. FOR MORE INFORMATION ON THE METHOD USED FOR CALCULATING THE FLOOR AREA OF ANY UNIT REFERENCE SHOULD BE MADE TO BUILDER BULLETIN NO.22 PUBLISHED BY TARION. THE SIZE, LOCATION AND/OR CONFIGURATION OF THE WINDOWS AND SPANDREL GLASS SHOWN MAY BE CHANGED, VARIED OR MIRRORED.

BURBERRY 1

2 BEDROOM + 1 BATH

SUITE 611 SQ FT
BALCONY 97 SQ FT
TOTAL 708 SQ FT



PRICES AND SPECIFICATIONS SUBJECT TO CHANGE WITHOUT NOTICE. E. & O.E. THE DIMENSIONS SHOWN ON THIS PLAN ARE APPROXIMATE ONLY. ACTUAL USEABLE FLOOR SPACE WITHIN THE UNIT MAY VARY FROM ANY STATED FLOOR AREAS OR DIMENSIONS ON THIS PLAN. FOR MORE INFORMATION ON THE METHOD USED FOR CALCULATING THE FLOOR AREA OF ANY UNIT REFERENCE SHOULD BE MADE TO BUILDER BULLETIN NO.22 PUBLISHED BY TARIION. THE SIZE, LOCATION AND/OR CONFIGURATION OF THE WINDOWS AND SPANDREL GLASS SHOWN MAY BE CHANGED, VARIED OR MIRRORRED.



CONTEXT



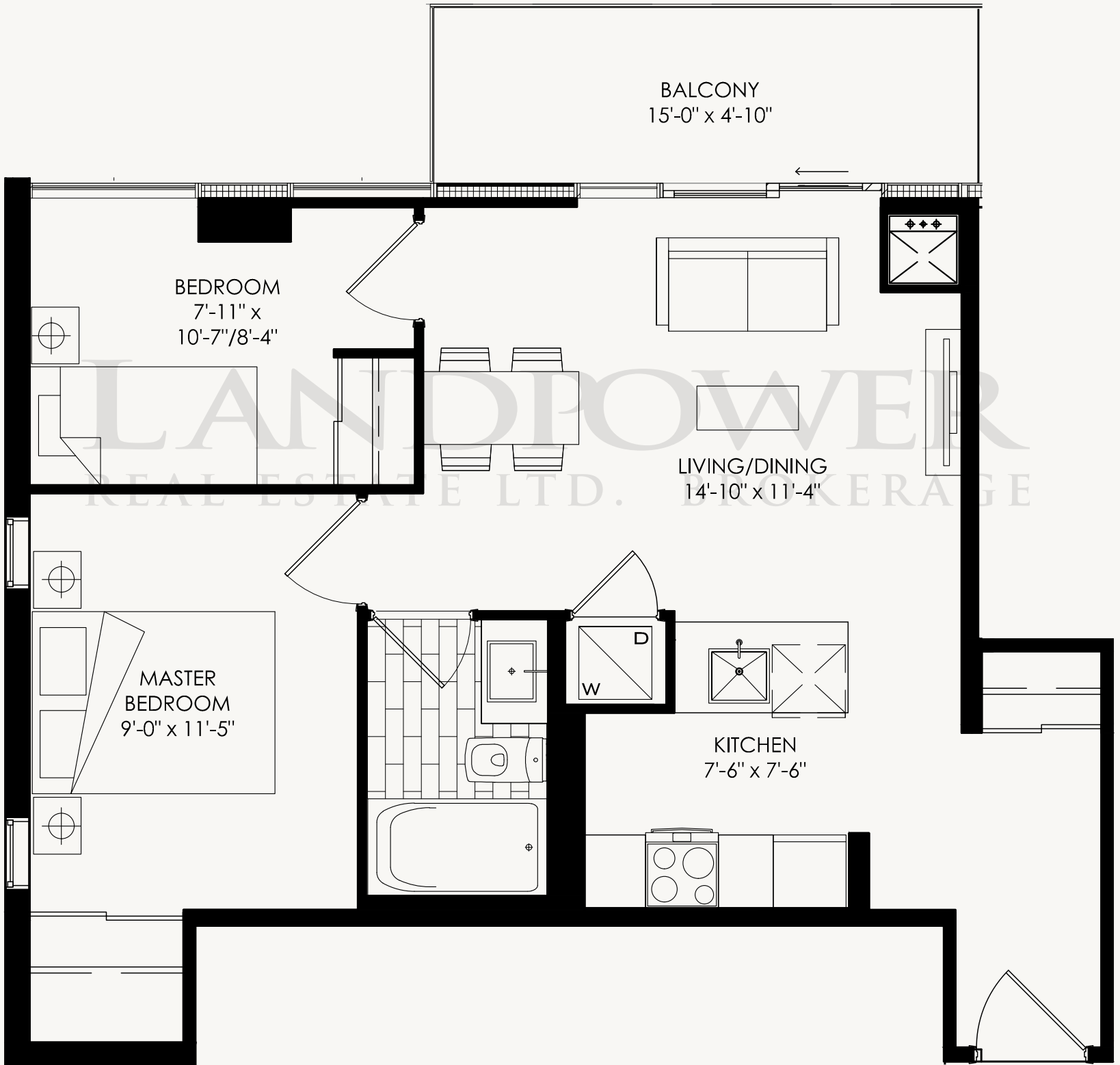
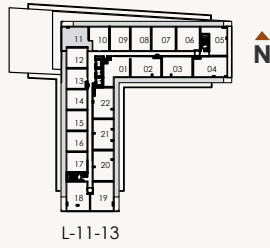
COACH

2 BEDROOM + 1 BATH

SUITE 612 SQ FT

BALCONY 73 SQ FT

TOTAL 685 SQ FT



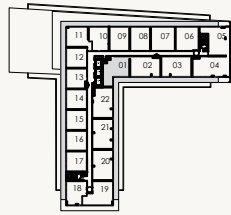
PRICES AND SPECIFICATIONS SUBJECT TO CHANGE WITHOUT NOTICE. E. & O.E. THE DIMENSIONS SHOWN ON THIS PLAN ARE APPROXIMATE ONLY. ACTUAL USEABLE FLOOR SPACE WITHIN THE UNIT MAY VARY FROM ANY STATED FLOOR AREAS OR DIMENSIONS ON THIS PLAN. FOR MORE INFORMATION ON THE METHOD USED FOR CALCULATING THE FLOOR AREA OF ANY UNIT REFERENCE SHOULD BE MADE TO BUILDER BULLETIN NO.22 PUBLISHED BY TARION. THE SIZE, LOCATION AND/OR CONFIGURATION OF THE WINDOWS AND SPANDREL GLASS SHOWN MAY BE CHANGED, VARIED OR MIRRORED.

SWAROVSKI

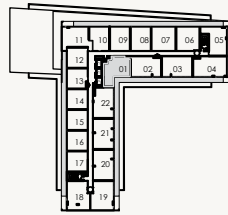
2 BEDROOM + 1 BATH



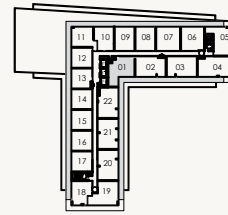
SUITE 616 SQ FT
BALCONY 95 SQ FT
TOTAL 711 SQ FT



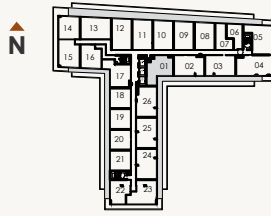
L-09-10



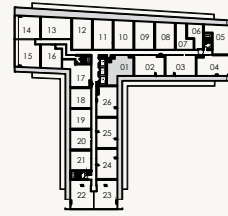
L-11-13



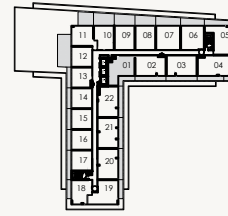
L-14-15



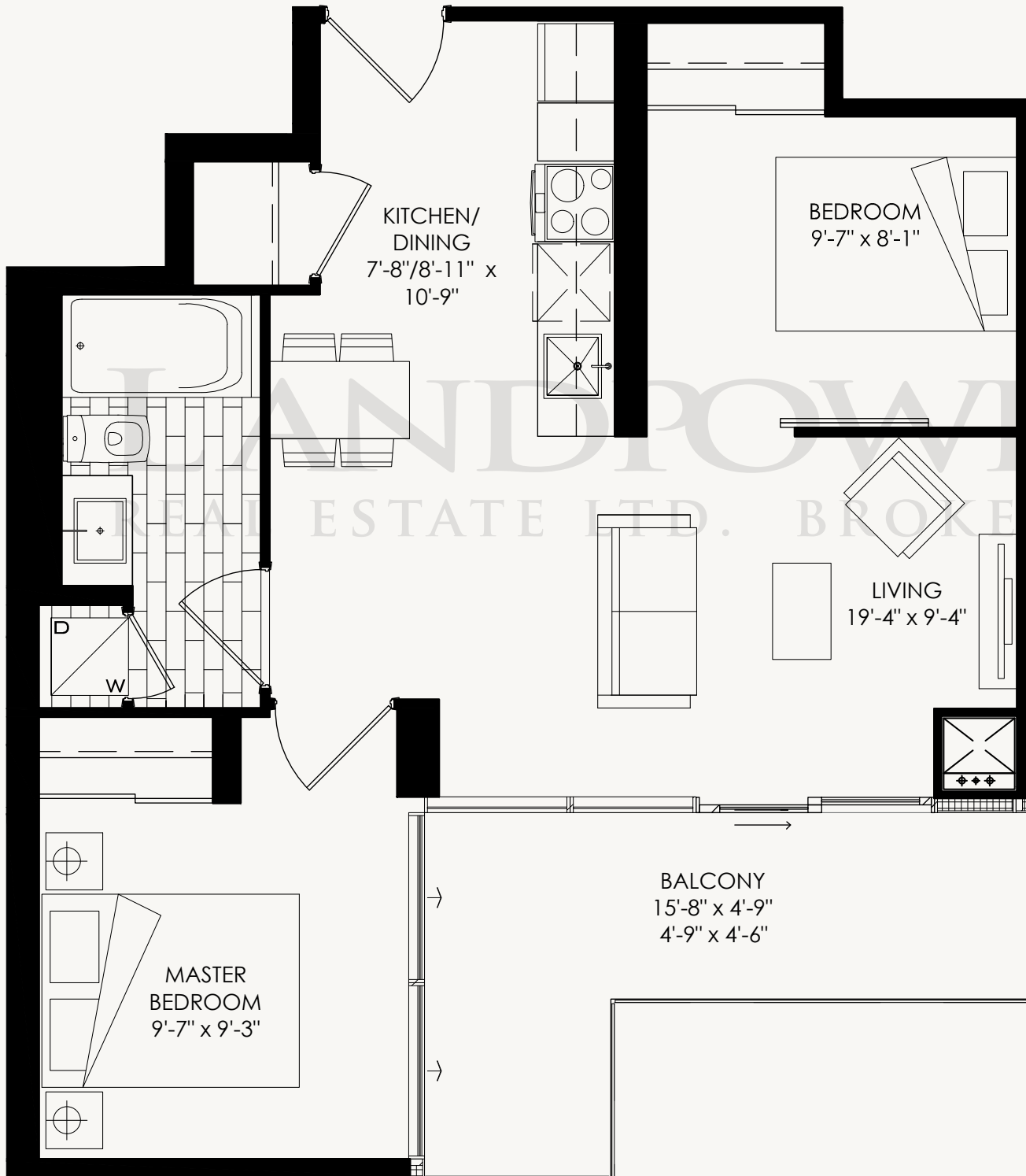
L-04



L-05-07



L-08



PRICES AND SPECIFICATIONS SUBJECT TO CHANGE WITHOUT NOTICE. E. & O.E. THE DIMENSIONS SHOWN ON THIS PLAN ARE APPROXIMATE ONLY. ACTUAL USEABLE FLOOR SPACE WITHIN THE UNIT MAY VARY FROM ANY STATED FLOOR AREAS OR DIMENSIONS ON THIS PLAN. FOR MORE INFORMATION ON THE METHOD USED FOR CALCULATING THE FLOOR AREA OF ANY UNIT REFERENCE SHOULD BE MADE TO BUILDER BULLETIN NO.22 PUBLISHED BY TARION. THE SIZE, LOCATION AND/OR CONFIGURATION OF THE WINDOWS AND SPANDREL GLASS SHOWN MAY BE CHANGED, VARIED OR MIRRORRED.



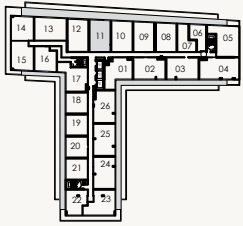
MULBERRY

2 BEDROOM + 2 BATH

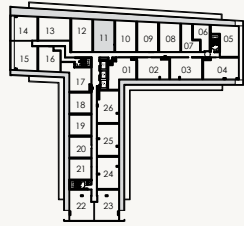
SUITE 605 SQ FT

BALCONY 135 SQ FT

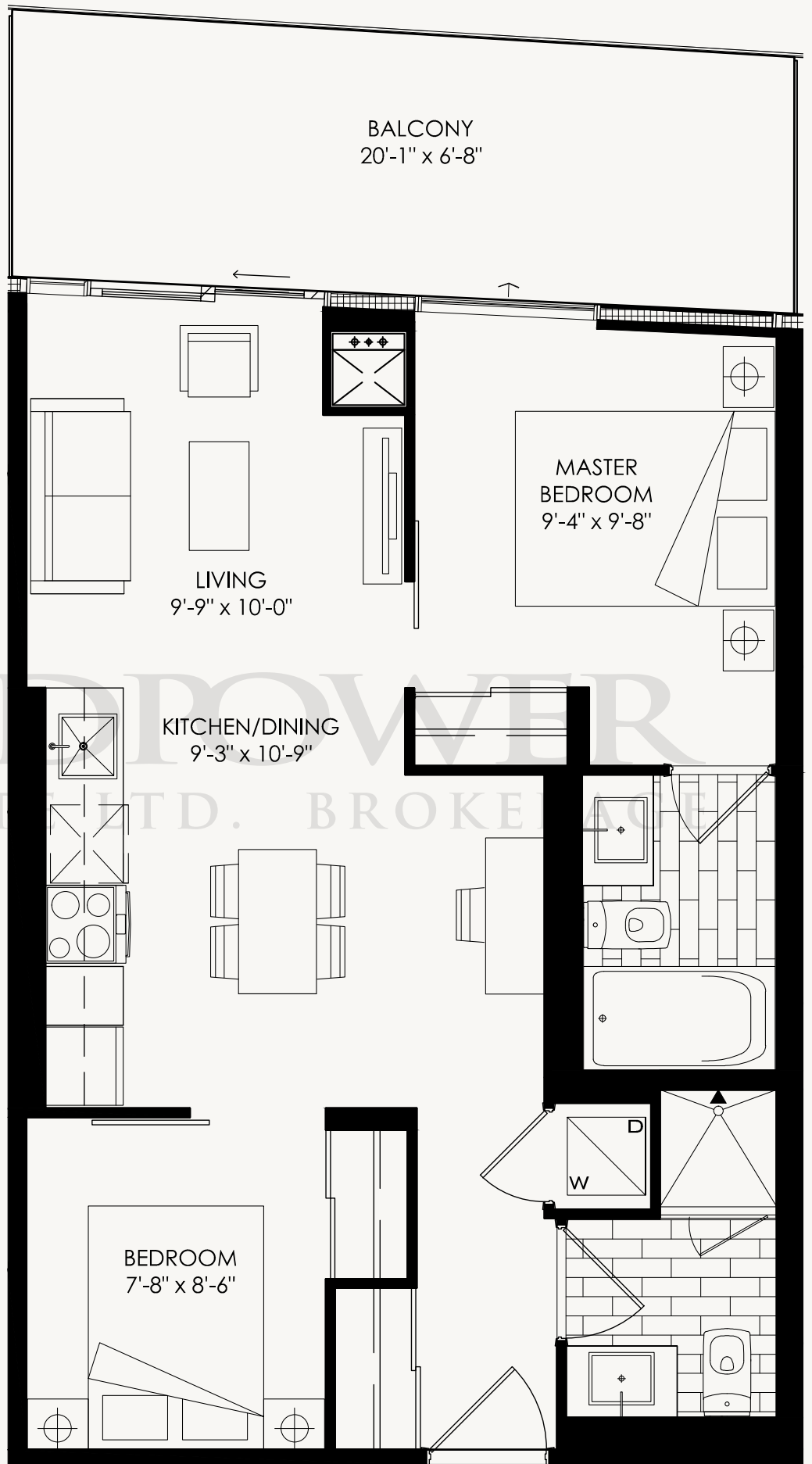
TOTAL 740 SQ FT



L-04



L-05-07



LAND PROVER
REAL ESTATE LTD. BROKER



PRICES AND SPECIFICATIONS SUBJECT TO CHANGE WITHOUT NOTICE. E. & O.E. THE DIMENSIONS SHOWN ON THIS PLAN ARE APPROXIMATE ONLY. ACTUAL USEABLE FLOOR SPACE WITHIN THE UNIT MAY VARY FROM ANY STATED FLOOR AREAS OR DIMENSIONS ON THIS PLAN. FOR MORE INFORMATION ON THE METHOD USED FOR CALCULATING THE FLOOR AREA OF ANY UNIT REFERENCE SHOULD BE MADE TO BUILDER BULLETIN NO.22 PUBLISHED BY TARIION. THE SIZE, LOCATION AND/OR CONFIGURATION OF THE WINDOWS AND SPANDREL GLASS SHOWN MAY BE CHANGED, VARIED OR MIRRORRED.

CARTIER 2

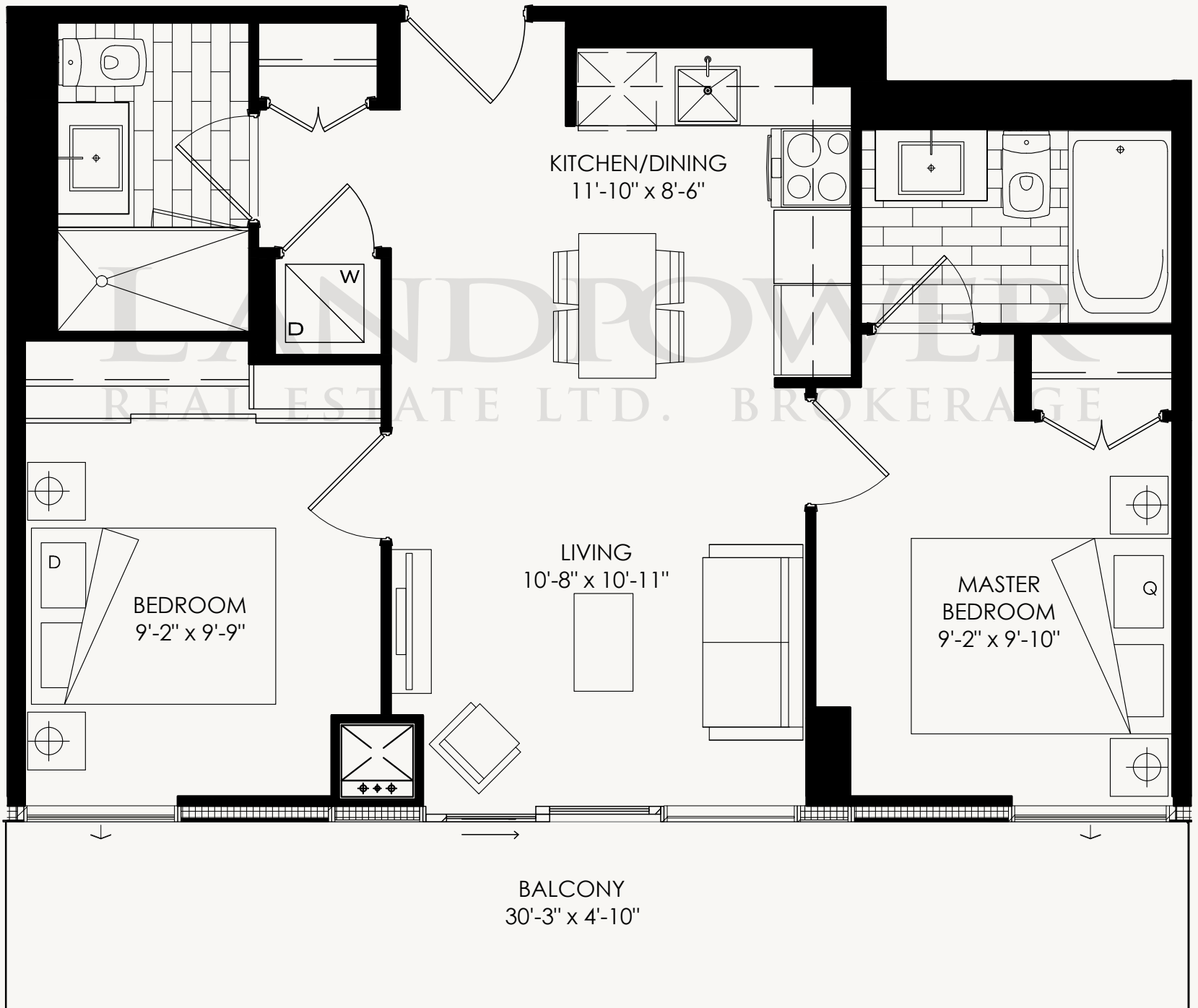
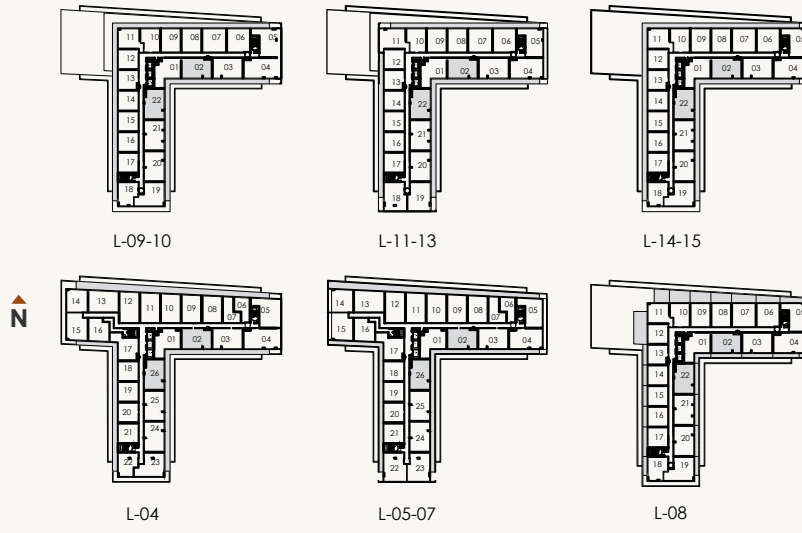
2 BEDROOM + 2 BATH



SUITE 618 SQ FT

BALCONY 147 SQ FT

TOTAL 765 SQ FT



PRICES AND SPECIFICATIONS SUBJECT TO CHANGE WITHOUT NOTICE. E. & O.E. THE DIMENSIONS SHOWN ON THIS PLAN ARE APPROXIMATE ONLY. ACTUAL USEABLE FLOOR SPACE WITHIN THE UNIT MAY VARY FROM ANY STATED FLOOR AREAS OR DIMENSIONS ON THIS PLAN. FOR MORE INFORMATION ON THE METHOD USED FOR CALCULATING THE FLOOR AREA OF ANY UNIT REFERENCE SHOULD BE MADE TO BUILDER BULLETIN NO.22 PUBLISHED BY TARION. THE SIZE, LOCATION AND/OR CONFIGURATION OF THE WINDOWS AND SPANDREL GLASS SHOWN MAY BE CHANGED, VARIED OR MIRRORED.



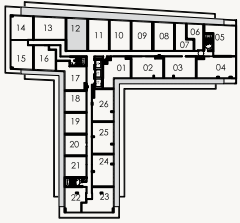
HARRY ROSEN

2 BEDROOM + 2 BATH

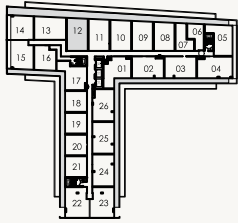
SUITE 629 SQ FT

BALCONY 138 SQ FT

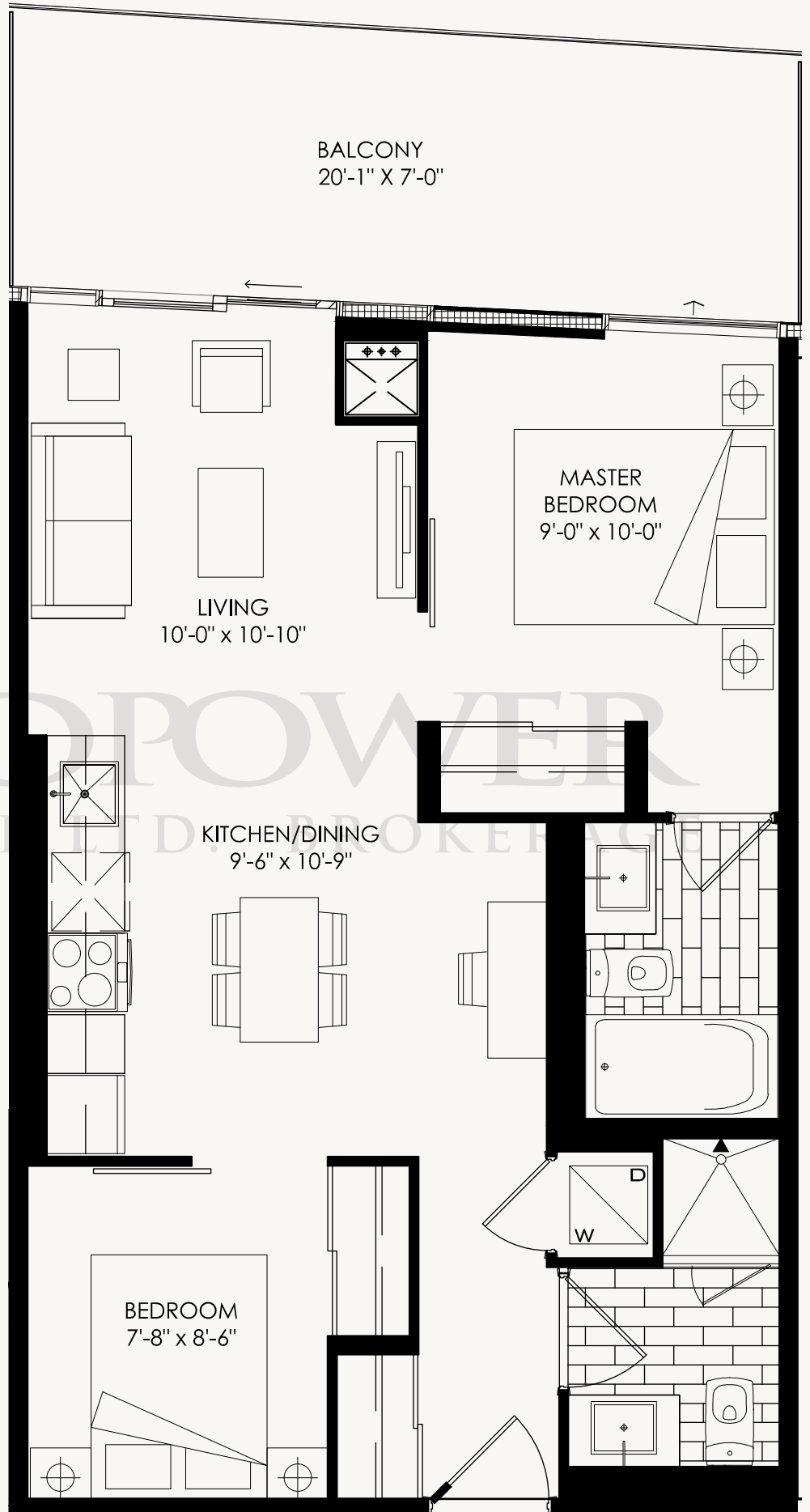
TOTAL 767 SQ FT



L-04



L-05-07



LANDPOWER
REAL ESTATE LTD. BROKER



PRICES AND SPECIFICATIONS SUBJECT TO CHANGE WITHOUT NOTICE. E. & O.E. THE DIMENSIONS SHOWN ON THIS PLAN ARE APPROXIMATE ONLY. ACTUAL USEABLE FLOOR SPACE WITHIN THE UNIT MAY VARY FROM ANY STATED FLOOR AREAS OR DIMENSIONS ON THIS PLAN. FOR MORE INFORMATION ON THE METHOD USED FOR CALCULATING THE FLOOR AREA OF ANY UNIT REFERENCE SHOULD BE MADE TO BUILDER BULLETIN NO.22 PUBLISHED BY TARION. THE SIZE, LOCATION AND/OR CONFIGURATION OF THE WINDOWS AND SPANDREL GLASS SHOWN MAY BE CHANGED, VARIED OR MIRRORED.

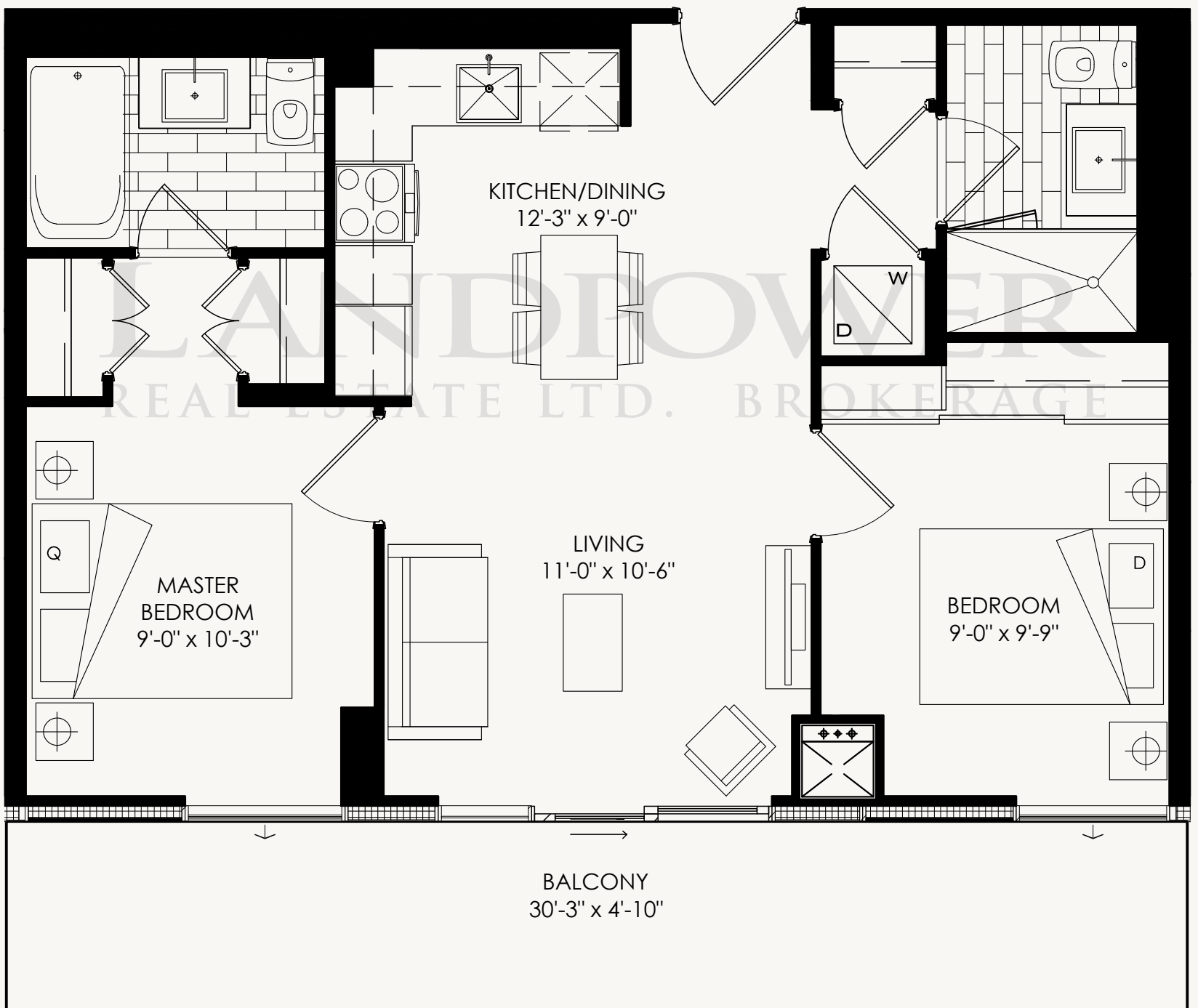
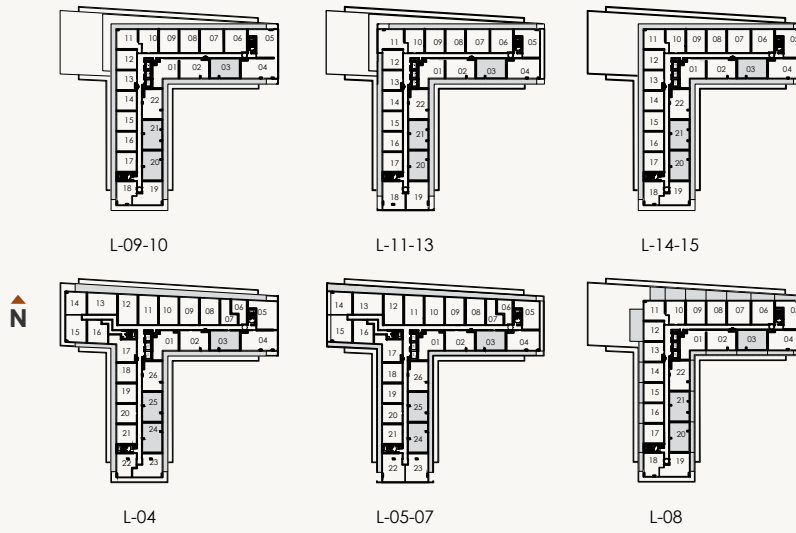
CARTIER 1

2 BEDROOM + 2 BATH

SUITE 630 SQ FT

BALCONY 147 SQ FT

TOTAL 777 SQ FT



PRICES AND SPECIFICATIONS SUBJECT TO CHANGE WITHOUT NOTICE. E. & O.E. THE DIMENSIONS SHOWN ON THIS PLAN ARE APPROXIMATE ONLY. ACTUAL USEABLE FLOOR SPACE WITHIN THE UNIT MAY VARY FROM ANY STATED FLOOR AREAS OR DIMENSIONS ON THIS PLAN. FOR MORE INFORMATION ON THE METHOD USED FOR CALCULATING THE FLOOR AREA OF ANY UNIT REFERENCE SHOULD BE MADE TO BUILDER BULLETIN NO.22 PUBLISHED BY TARION. THE SIZE, LOCATION AND/OR CONFIGURATION OF THE WINDOWS AND SPANDREL GLASS SHOWN MAY BE CHANGED, VARIED OR MIRRORRED.



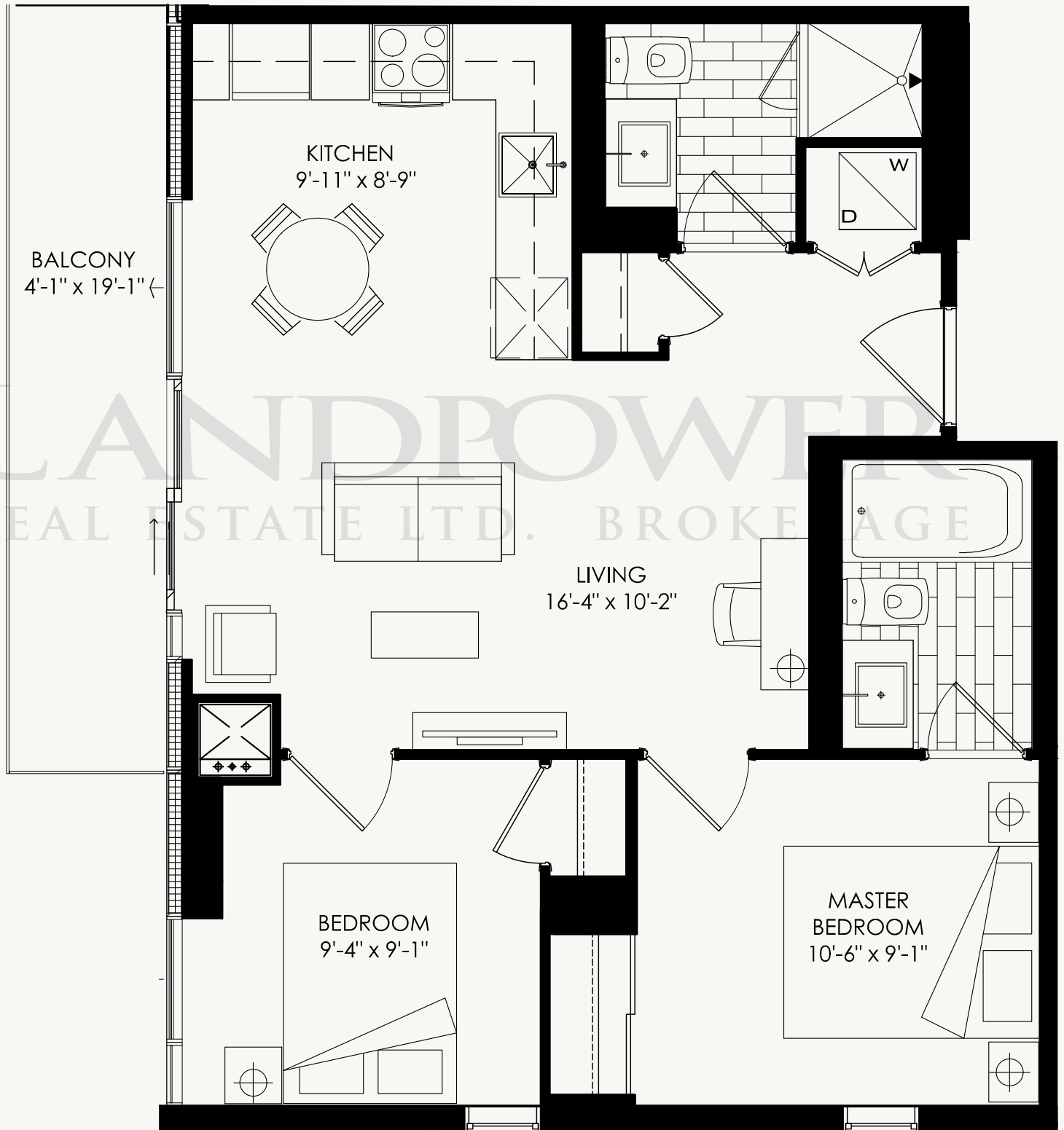
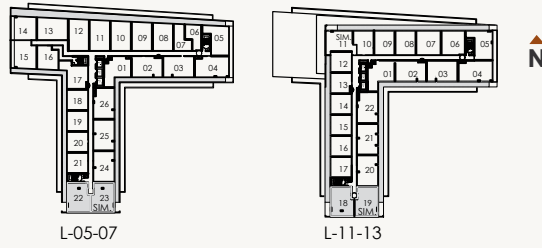
GUCCI

2 BEDROOM + 2 BATHS

SUITE 658 SQ FT

BALCONY 82 SQ FT

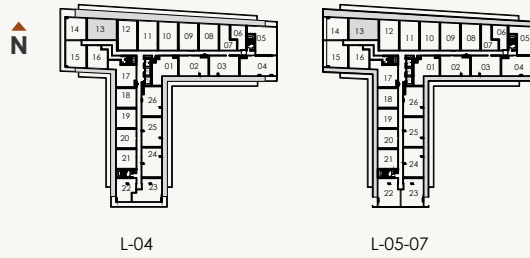
TOTAL 740 SQ FT



LANDPOWER REAL ESTATE LTD. BROKERAGE



PRICES AND SPECIFICATIONS SUBJECT TO CHANGE WITHOUT NOTICE. E. & O.E. THE DIMENSIONS SHOWN ON THIS PLAN ARE APPROXIMATE ONLY. ACTUAL USEABLE FLOOR SPACE WITHIN THE UNIT MAY VARY FROM ANY STATED FLOOR AREAS OR DIMENSIONS ON THIS PLAN. FOR MORE INFORMATION ON THE METHOD USED FOR CALCULATING THE FLOOR AREA OF ANY UNIT REFERENCE SHOULD BE MADE TO BUILDER BULLETIN NO.22 PUBLISHED BY TARION. THE SIZE, LOCATION AND/OR CONFIGURATION OF THE WINDOWS AND SPANDREL GLASS SHOWN MAY BE CHANGED, VARIED OR MIRRORED.



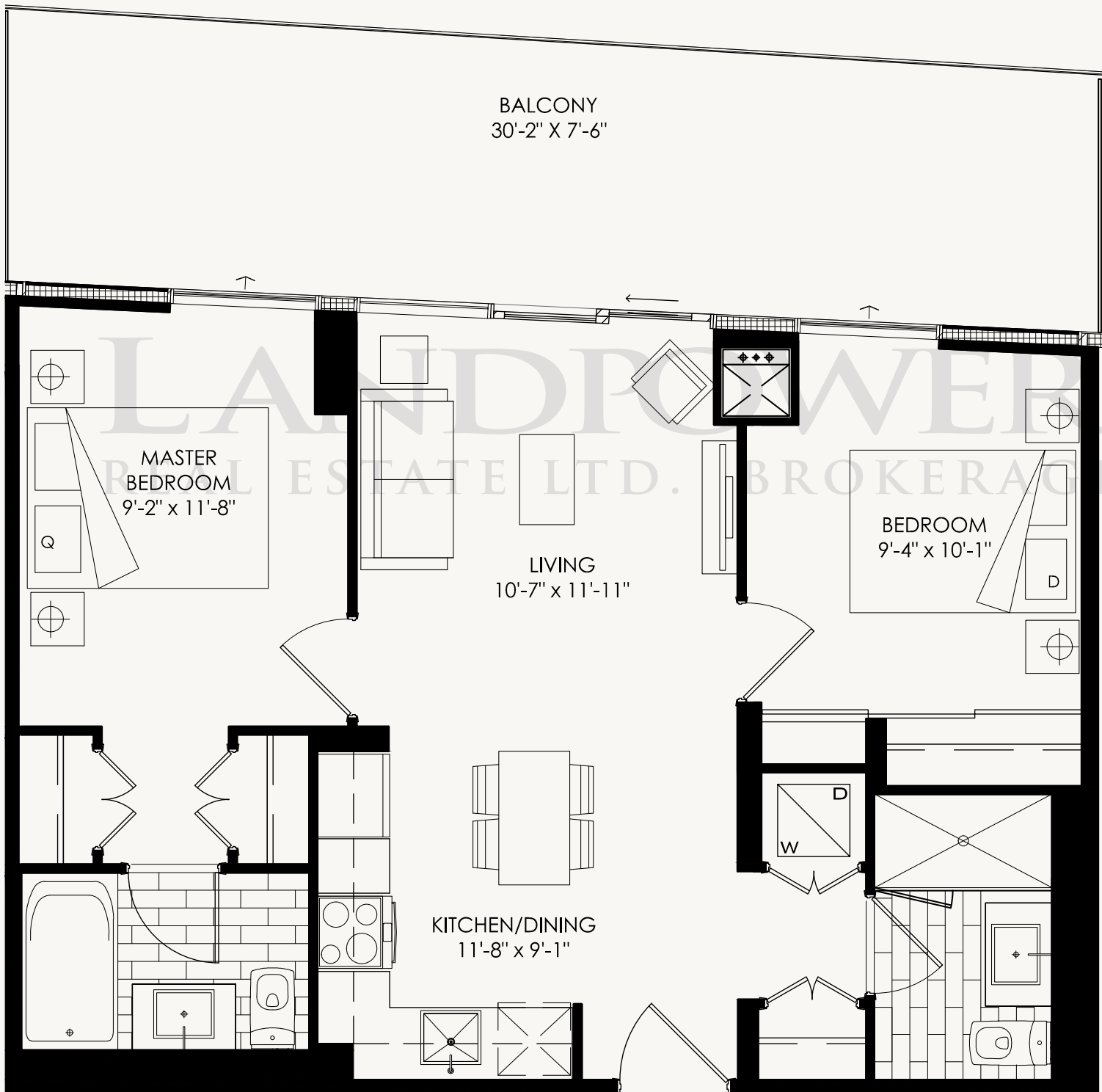
CARTIER 3

2 BEDROOM + 2 BATH

SUITE 660 SQ FT

BALCONY 222 SQ FT

TOTAL 882 SQ FT



PRICES AND SPECIFICATIONS SUBJECT TO CHANGE WITHOUT NOTICE. E. & O.E. THE DIMENSIONS SHOWN ON THIS PLAN ARE APPROXIMATE ONLY. ACTUAL USEABLE FLOOR SPACE WITHIN THE UNIT MAY VARY FROM ANY STATED FLOOR AREAS OR DIMENSIONS ON THIS PLAN. FOR MORE INFORMATION ON THE METHOD USED FOR CALCULATING THE FLOOR AREA OF ANY UNIT REFERENCE SHOULD BE MADE TO BUILDER BULLETIN NO.22 PUBLISHED BY TARION. THE SIZE, LOCATION AND/OR CONFIGURATION OF THE WINDOWS AND SPANDREL GLASS SHOWN MAY BE CHANGED, VARIED OR MIRRORED.



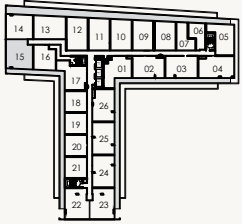
FERRAGAMO

2 BEDROOM + 2 BATH

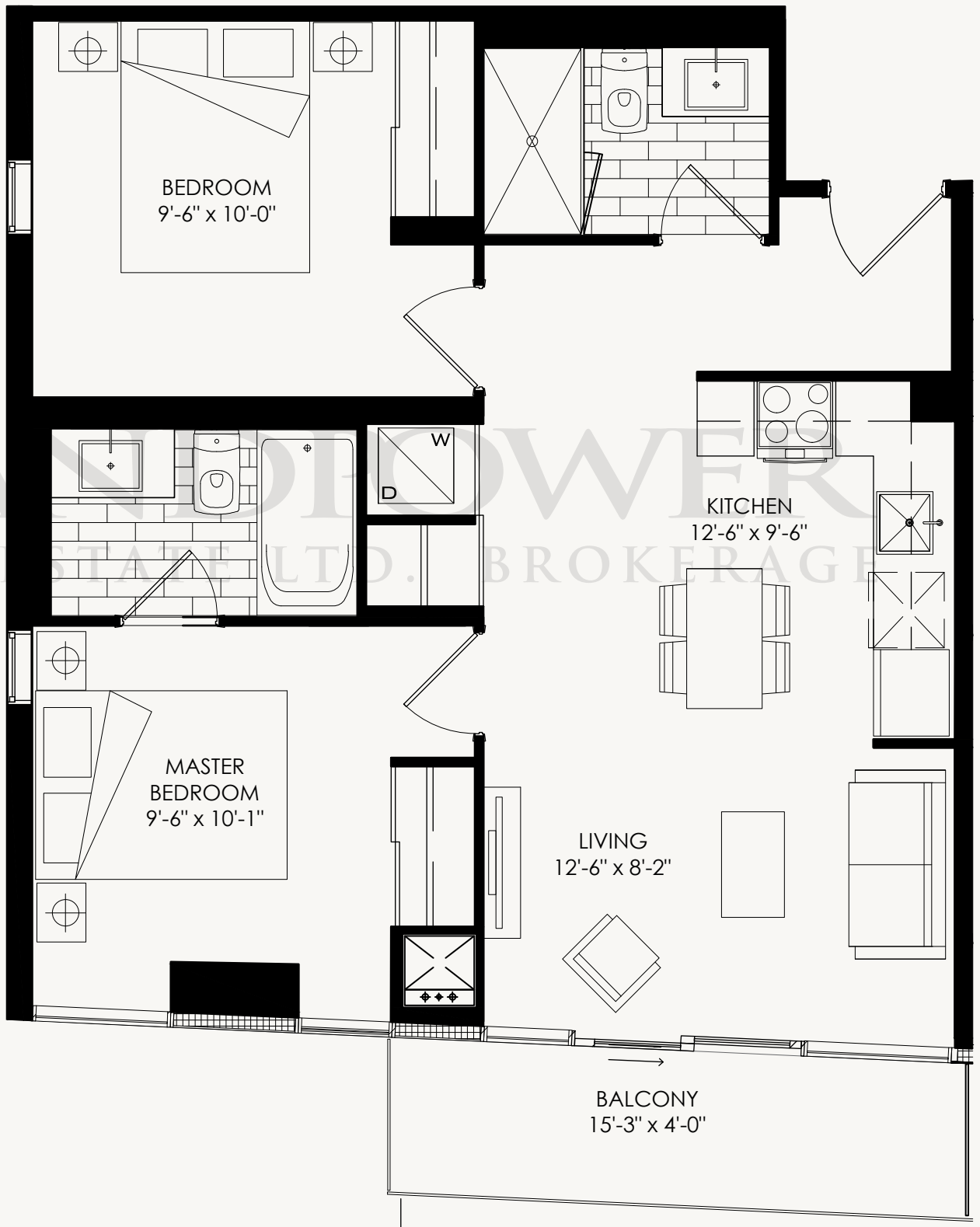
SUITE 677 SQ FT

BALCONY 63 SQ FT

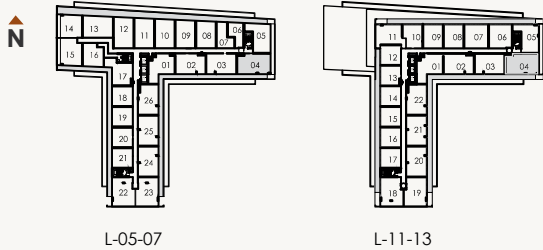
TOTAL 740 SQ FT



L-05-07



PRICES AND SPECIFICATIONS SUBJECT TO CHANGE WITHOUT NOTICE. E. & O.E. THE DIMENSIONS SHOWN ON THIS PLAN ARE APPROXIMATE ONLY. ACTUAL USEABLE FLOOR SPACE WITHIN THE UNIT MAY VARY FROM ANY STATED FLOOR AREAS OR DIMENSIONS ON THIS PLAN. FOR MORE INFORMATION ON THE METHOD USED FOR CALCULATING THE FLOOR AREA OF ANY UNIT REFERENCE SHOULD BE MADE TO BUILDER BULLETIN NO.22 PUBLISHED BY TARIION. THE SIZE, LOCATION AND/OR CONFIGURATION OF THE WINDOWS AND SPANDREL GLASS SHOWN MAY BE CHANGED, VARIED OR MIRRORED.

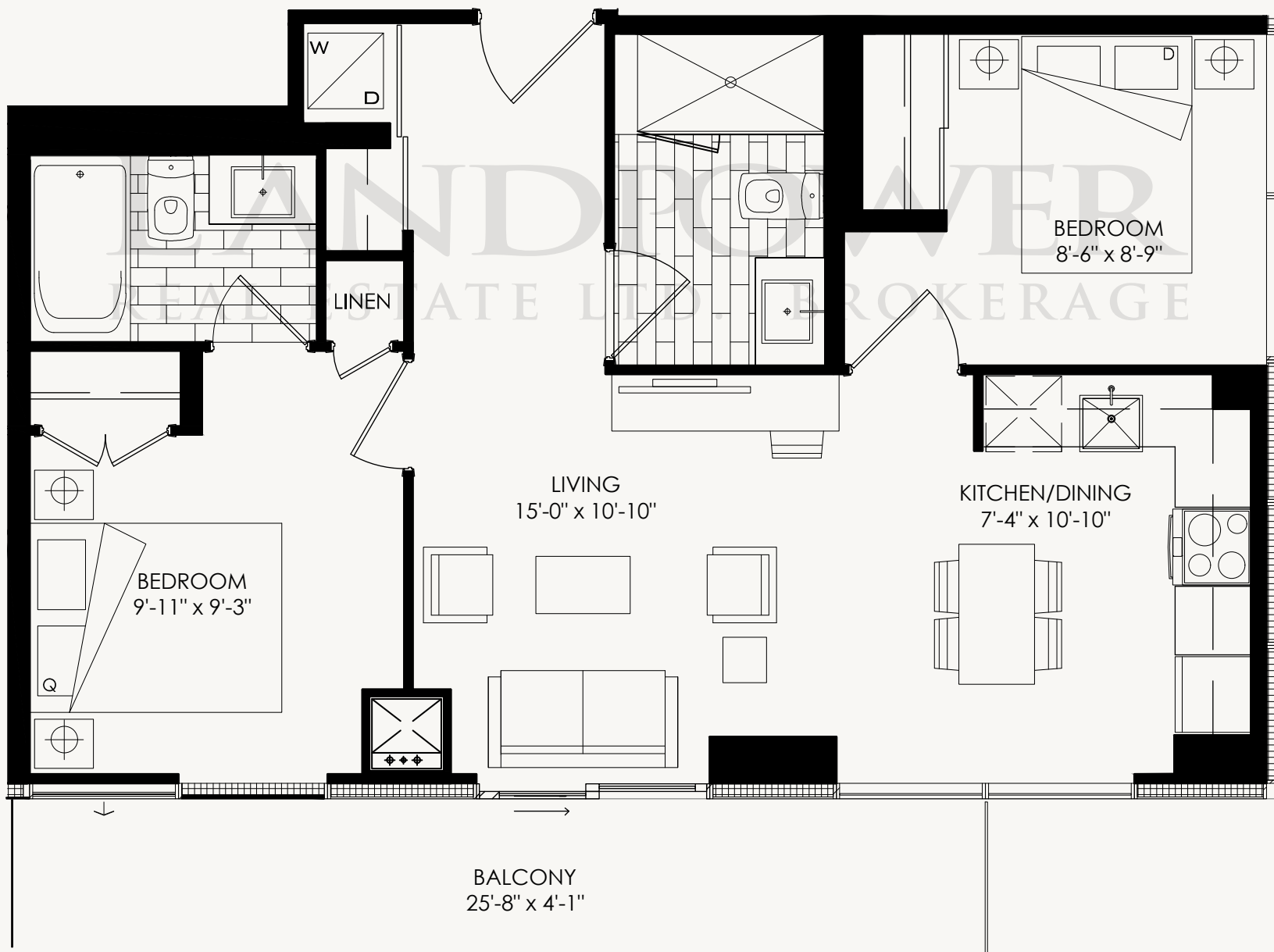


TUMI 1

2 BEDROOM + 2 BATH



SUITE 678 SQ FT
 BALCONY 105 SQ FT
TOTAL 783 SQ FT



PRICES AND SPECIFICATIONS SUBJECT TO CHANGE WITHOUT NOTICE. E. & O.E. THE DIMENSIONS SHOWN ON THIS PLAN ARE APPROXIMATE ONLY. ACTUAL USEABLE FLOOR SPACE WITHIN THE UNIT MAY VARY FROM ANY STATED FLOOR AREAS OR DIMENSIONS ON THIS PLAN. FOR MORE INFORMATION ON THE METHOD USED FOR CALCULATING THE FLOOR AREA OF ANY UNIT REFERENCE SHOULD BE MADE TO BUILDER BULLETIN NO.22 PUBLISHED BY TARION. THE SIZE, LOCATION AND/OR CONFIGURATION OF THE WINDOWS AND SPANDREL GLASS SHOWN MAY BE CHANGED, VARIED OR MIRRORED.



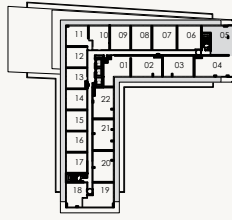
HUGO

2 BEDROOM +2 BATH

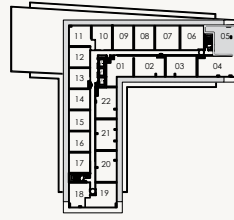
SUITE 706 SQ FT

BALCONY 102 SQ FT

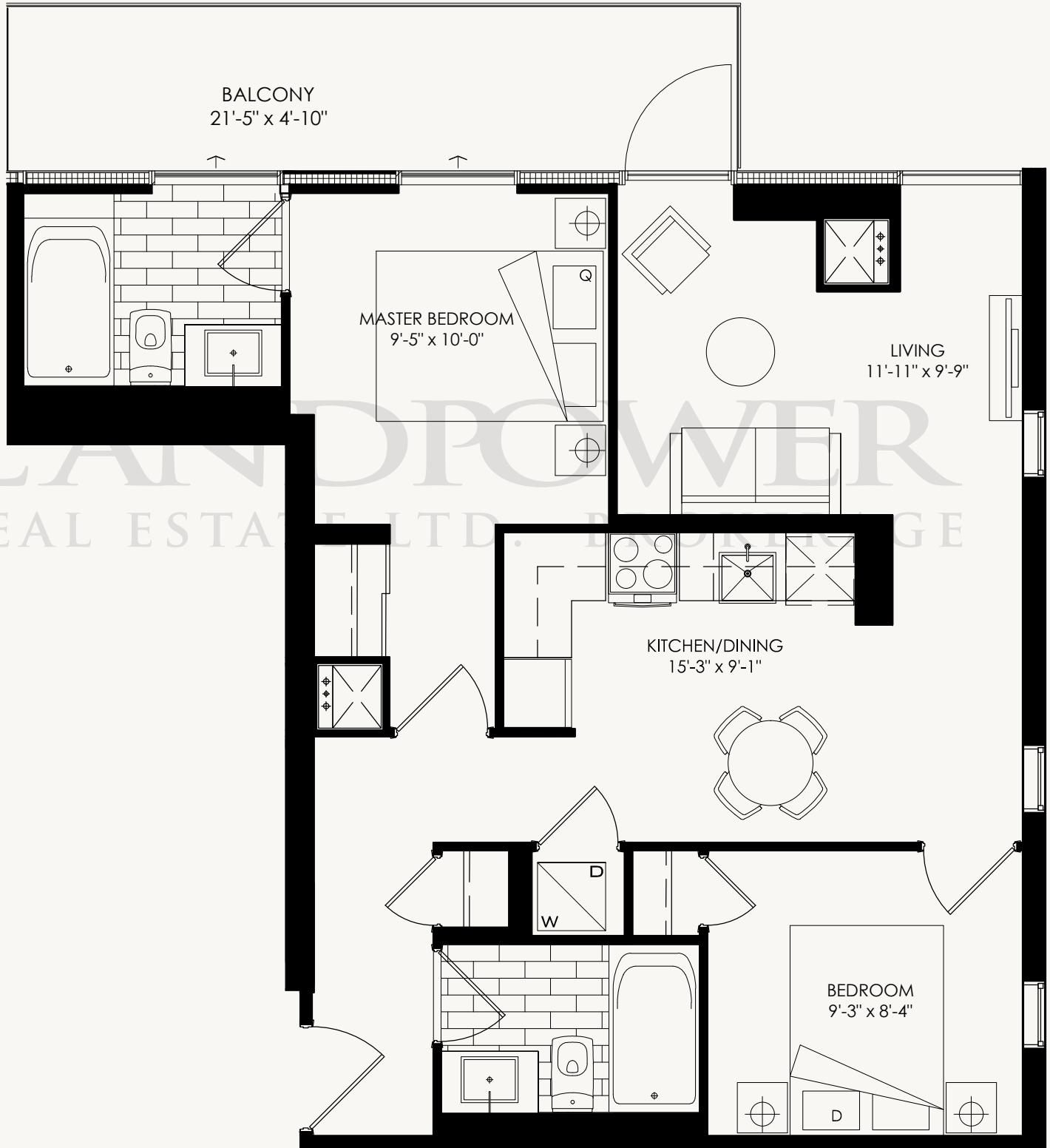
TOTAL 808 SQ FT



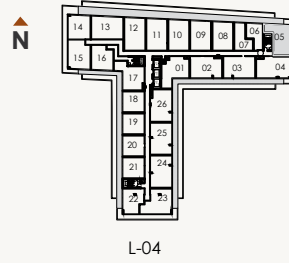
L-09-10



L-14-15



PRICES AND SPECIFICATIONS SUBJECT TO CHANGE WITHOUT NOTICE. E. & O.E. THE DIMENSIONS SHOWN ON THIS PLAN ARE APPROXIMATE ONLY. ACTUAL USEABLE FLOOR SPACE WITHIN THE UNIT MAY VARY FROM ANY STATED FLOOR AREAS OR DIMENSIONS ON THIS PLAN. FOR MORE INFORMATION ON THE METHOD USED FOR CALCULATING THE FLOOR AREA OF ANY UNIT REFERENCE SHOULD BE MADE TO BUILDER BULLETIN NO.22 PUBLISHED BY TARION. THE SIZE, LOCATION AND/OR CONFIGURATION OF THE WINDOWS AND SPANDREL GLASS SHOWN MAY BE CHANGED, VARIED OR MIRRORED.



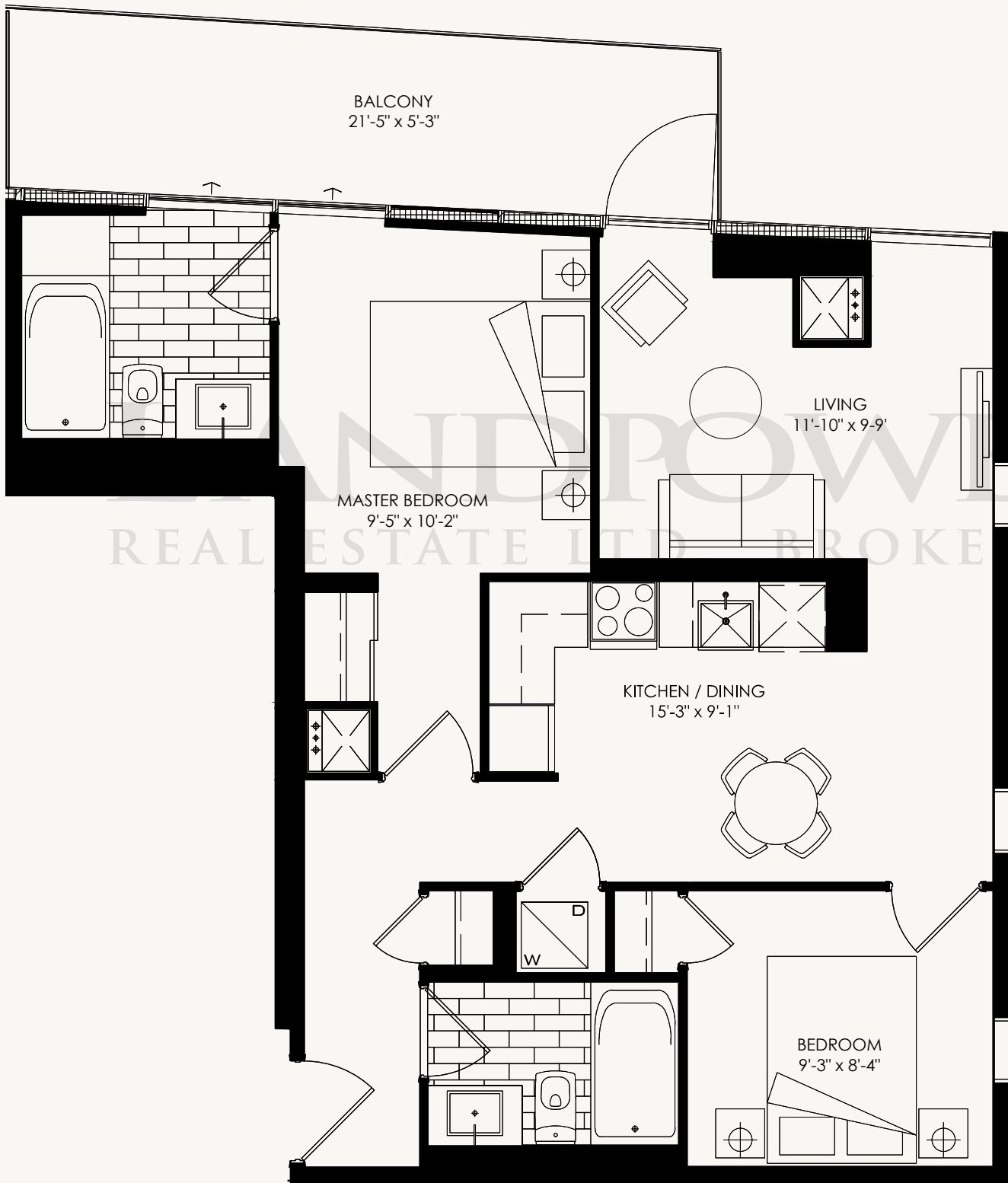
BOSS

2 BEDROOM + 2 BATH

SUITE 725 SQ FT

BALCONY 112 SQ FT

TOTAL 837 SQ FT



PRICES AND SPECIFICATIONS SUBJECT TO CHANGE WITHOUT NOTICE. E. & O.E. THE DIMENSIONS SHOWN ON THIS PLAN ARE APPROXIMATE ONLY. ACTUAL USEABLE FLOOR SPACE WITHIN THE UNIT MAY VARY FROM ANY STATED FLOOR AREAS OR DIMENSIONS ON THIS PLAN. FOR MORE INFORMATION ON THE METHOD USED FOR CALCULATING THE FLOOR AREA OF ANY UNIT REFERENCE SHOULD BE MADE TO BUILDER BULLETIN NO.22 PUBLISHED BY TARIION. THE SIZE, LOCATION AND/OR CONFIGURATION OF THE WINDOWS AND SPANDREL GLASS SHOWN MAY BE CHANGED, VARIED OR MIRRORED.



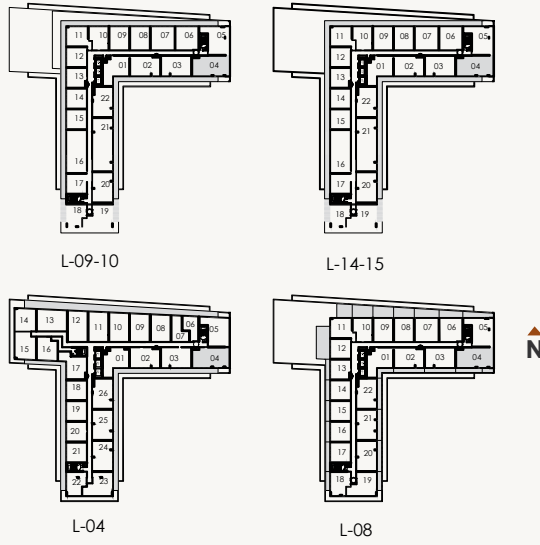
TUMI 2

3 BEDROOM + 2 BATHS

SUITE 759 SQ FT

BALCONY 123 SQ FT

TOTAL 882 SQ FT



PRICES AND SPECIFICATIONS SUBJECT TO CHANGE WITHOUT NOTICE. E. & O.E. THE DIMENSIONS SHOWN ON THIS PLAN ARE APPROXIMATE ONLY. ACTUAL USEABLE FLOOR SPACE WITHIN THE UNIT MAY VARY FROM ANY STATED FLOOR AREAS OR DIMENSIONS ON THIS PLAN. FOR MORE INFORMATION ON THE METHOD USED FOR CALCULATING THE FLOOR AREA OF ANY UNIT REFERENCE SHOULD BE MADE TO BUILDER BULLETIN NO.22 PUBLISHED BY TARIOR. THE SIZE, LOCATION AND/OR CONFIGURATION OF THE WINDOWS AND SPANDREL GLASS SHOWN MAY BE CHANGED, VARIED OR MIRRORRED.



UNIVERSITY SUBWAY LINE

THE YORKDALE CONDOMINIUMS 2

THE YORKDALE CONDOMINIUMS 1

RANEE AVE



A 100-ACRE MASTER PLANNED COMMUNITY



IAN
REALTY
WWR

THE SHOPS & SUBWAY RIGHT AT YOUR DOOR



OUTDOOR LIVING

Exclusive Residents' Courtyard With BBQ & Dining Area

THE YORKDALE CLUB



LOBBY



GYM

LOBBY

The refined lifestyle at The Yorkdale Condominiums extends well beyond the suites, with a beautiful lobby and great selection of building amenities available for residents to enjoy at The Yorkdale Club. Exclusive to residents, The Yorkdale Club features a state-of-the-art fitness centre with cardio room and locker rooms. You can also entertain friends and family in the party room, or have them stay over in one of the stunning hotel-inspired guest suites. If you're living the work-from-home lifestyle, you will love the convenient access to The Yorkdale Club's boardroom. All this and more awaits you at The Yorkdale Club.

NORTH-15TH FLOOR




EAST-15TH FLOOR




SOUTH-15TH FLOOR



WEST-15TH FLOOR



WIDE OPEN SKYLINE & TREE LINED VIEWS





Suites feature large, bright windows and expansive balconies designed to live on. Interiors offer open concept, efficiently designed floor plans with chic kitchens, comfortable living and dining areas and intimate master suites.



FEATURES & FINISHES

THE FOLLOWING IS INCLUDED IN THE PURCHASE PRICE AND IS STANDARD TO ALL SUITES:

- Wide plank wood laminate flooring throughout foyers, kitchens, living and dining areas.
- Carpet in bedrooms.
- Porcelain tile flooring in bathrooms.
- Kitchen cabinets feature choice of two tone packages (dark lowers and fridge cabinet with white horizontal look uppers) or an all-white package with horizontal look uppers.
- Kitchens feature granite countertops, glass tile backsplash, single under-mount stainless steel sink, chrome single-hole lever faucet and chrome hardware.
- Appliance package includes a counter depth 24" stainless steel fridge, 24" electric stainless steel slide in range, 24" stainless steel dishwasher, 24" stainless steel under cabinet hood vent, and an appliance ready shelf in upper cabinets.
- Bathrooms include a vanity, stone countertop, chrome single lever faucet, under-mount white sink, and a white single flush two piece toilet and chrome hardware and accessories.
- Matching tile tub surround, tile shower wall (as per plans)
- Tile feature wainscoting behind vanity and toilet in suites with a single bathroom and in the master bathroom of two and three bedroom suites.
- Feature shelf above vanity and toilet between wall and tub or shower (as per plans) in suites with a single bathroom and in the master bathroom of two and three bedroom suites.
- Bathrooms with tubs only have a shower head, valve and diverter, and tub filler.
- Bathrooms with walk-in showers only (as per plans) have a shower head and valve.
- Custom framed mirror in all bathrooms.
- Approximately 8' ceiling heights in all main living areas except where bulkheads occur.
- Smooth plaster ceilings in foyers, kitchens, living and dining areas.
- White stacked apartment size washer and dryer.
- Painted drywall walls, flush/slab interior doors and baseboards.
- Individually controlled fan-coil heating and air-conditioning.





Metropia was created out of a shared purpose and vision to become one of Canada's leading real estate development companies by focusing on urban renewal and design innovation.

LANDING
REAL ESTATE LTD.

Our communities offer a wide range of housing options with an emphasis on affordability and a responsibility to the environment.

Metropia's founder, Howard Sokolowski, has a rich history in residential development. As cofounder and CEO of Tribute Communities for over 25 years, Howard led the development of more than 30,000 homes. One of the things Howard takes great pride in is working closely with the families and administrations that have a deep, vested interest in the outcome of the communities being developed. Under Howard's leadership, Tribute won numerous community and development awards from

J.D. Power, the Ontario Home Builders Association and Toronto's Building Industry and Land Development Association (BILD) including Project of the Year, Community of the Year and Builder of the Year.

Partnering with Howard is Tony Moro, former President and CEO of Deltera/Tridel Builders. Tony brings with him over 35 years experience as Canada's leading builder of condominium communities, during which time he developed over 40,000 condominium units. Under Tony's leadership, Deltera/Tridel Builders won numerous awards including J.D. Power and Hi-Rise Builder of the Year.

